



AICES ANNUAL REPORT

2017



TABLE OF CONTENTS

AICES Structure 3

AICES MEMBERS..... 4

AICES and CIS Officials 8

AICES 2017 Calendar 10

SPORTS REPORTS..... 11

GOLF 12

SOFTBALL..... 13

NETBALL..... 14

AICES Netball Tour 17

BASKETBALL - BOYS..... 18

BASKETBALL - GIRLS 22

HOCKEY - GIRLS..... 26

HOCKEY – BOYS 28

FOOTBALL – BOYS 30

FOOTBALL – GIRLS..... 33

RUGBY UNION 36

TENNIS 38

TOUCH FOOTBALL..... 42

WATERPOLO 50

SURFING 52

CRICKET 53

MAJOR CARNIVALS 55

SWIMMING..... 56

CROSS COUNTRY 100

ATHLETICS..... 119

SPORTS..... 176

POINTSCORE..... 176

SUMMARY..... 176

2017 AWARDS..... 179

AICES COLOURS 2017 180

HONOURS 2017..... 184

CIS Awards – 2017 Awards Night..... 186

AICES Rising Star Grants 188

AICES Structure

Position	Name	School
Chairman	Mr Peter Fowler	Rouse Hill Anglican College
Governing Body		
CDSSA	Mr John Hamey	Moriah College
SASSA	Mr Tony Cummings	Shellharbour AC
WAS	Dr Andrew Parry	Kinross Wolaroi School
ISD	Mr David Pitcairn	Reddam House
SWISSA	Mr Jonathan Cannon	Redeemer Baptist School
HRIS	Mr Darren Cox	St. Phillip's Christian College Cessnock
NASSA	Mr David Nockles	Macarthur Anglican School
Association Convenors		
HRIS	Mr Tony Burgess	Hunter Valley Grammar School
HZSA	Ms Kirsten Jackson	Hills Zone Convenor
CDSSA	Mr Dom Helen	Moriah College
NASSA	Mr Wesley Horn	Macarthur Anglican College
SASSA	Ms Bronwyn Ainsworth	Nowra Anglican College
ISD	Mr Phil Kable	Reddam House
WAS	Mr Joseph Priest	Kinross Wolaroi School
SWISSA	Mr Ken Shaw	Redeemer Baptist School
Executive Officer	Mr Greg Aitken	AICES
Admin Assistant	Mrs Cate Aitken	AICES



AICES MEMBERS

AICES Membership Totals 2016

YEAR	CDSSA	HRIS	SASSA	WAS	NASSA	HZSA	ISD	SWISSA	TOTAL
2008	2788	4357	1175	1370	3980	4347	1931	NA	19948
2009	2789	4891	1415	1271	3873	3968	2713	1545	22465
2010	2925	5017	1531	1243	3828	4009	2743	1393	22689
2011	2618	5279	1592	1270	3786	3970	1913	1401	21829
2012	2540	5394	1358	1307	4119	4216	2016	1381	22331
2013	2702	5999	1572	1477	4237	4361	2025	1572	23945
2014	2928	6380	1192	1522	4288	4469	2247	1583	24609
2015	2997	6407	1232	1514	4422	4655	3341	1530	26098
2016	3087	6456	1250	1719	4505	4809	3403	1370	26599

All figures based in August DEEWR Census
2017 Levies were based on 2016 DEEWR information

Association Membership Totals

CDSSA	2007	2008	2009	2010	2011	2012	2013	2014	2015	2016
Emanuel School	349	350	355	365	362	357	376	399	424	430
Galstaun College							119	100	107	113
Heritage College Sydney	104	99	113	118	108	122	124	137	118	123
International Football School							99	156	190	215
International Grammar School	521	550	540	547	557	582	570	576	588	607
Moriah College	887	862	852	861	832	827	837	838	822	792
Pal College				198	-	-	-	-	-	-
Pittwater House	362	343	372	344	352	347	364	416	456	463
SEDA									25	25
Sydney Adventist College	307	252	241	196	156	-	-	-	-	-
The Mc Donald College	311	332	316	296	251	219	213	214	200	219
Youth off The Streets						86	40	92	67	100
	2,841	2,788	2,789	2,925	2,618	2,540	2,742	2,928	2,997	3087

HRIS	2007	2008	2009	2010	2011	2012	2013	2014	2015	2016
Avondale School	471	468	479	439	449	464	452	423	417	414
Bishop Tyrell Anglican College	387	394	397	361	364	353	366	377	392	370
Calrossy AS	107	104	99	189	170	353	387	620	597	598
Central Coast Adventist	445	468	471	455	482	479	486	477	428	416
Heritage College C	39	39	36	38	43	33	51	71	90	94
Hunter Valley Grammar School	555	503	538	539	515	527	577	602	636	633
Lakes Grammar School	170	198	250	332	380	433	428	446	418	439
Macquarie College	317	325	334	360	378	387	401	414	399	387
Manning Valley Anglican College	61	79	107	121	136	120	133	114	126	126
Newcastle Grammar School	507	487	503	498	513	516	485	442	449	459
Scone Grammar School	169	163	192	191	215	234	264	259	239	225
St Columba Anglican School	242	244	267	294	316	397	437	495	528	535
St Phillip's Christian College Cessnock			83	113	151	217	275	310	379	415
St Phillip's Christian College Gosford			234	170	187	210	335	262	242	238
St Phillip's Christian College Newcastle	565	569	569	600	629	664	676	665	671	716
St Phillip's Christian College PS	322	316	332	317	351	360	367	403	396	391
	4,357	4,357	4,891	5,017	5,279	5,747	6,120	6,380	6,407	6456

HZSA	2007	2008	2009	2010	2011	2012	2013	2014	2015	2016
Arden Anglican	270	272	321	364	376	410	436	441	456	449
Arndell Anglican College	603	605	471	456	440	468	527	571	606	685
Australian International Academy, K									37	66
Hills Adventist College	23	56	56	71	111	158	176	217	245	264
Masada	314	344	321	353	334	315	299	285	271	309
Montgrove College						43	68	94	121	139
Northholm Grammar	440	404	395	368	334	321	331	335	325	307
Rouse Hill Anglican College	435	457	509	539	537	566	620	656	691	687
Tangara School	245	248	277	280	296	288	252	228	212	210
The Hills Grammar School	706	705	634	594	556	557	515	489	517	513
William Clarke College	1011	996	984	984	986	982	998	1003	1020	1013
Wollemi College					109	108	139	150	154	167
	4,047	4,087	3,968	4,009	4,079	4,216	4,361	4,469	4,655	4809

ISD	2007	2008	2009	2010	2011	2012	2013	2014	2015	2016
Al Sadiq College			79	103	135	176	203	239	253	258
Al Zahra College								101	-	-
Australian International Academy P	208	185	206	205	200	209	196	199	199	211
Belfield College									102	128
Gleanaeon Rudolf Steiner School	229	188	227	193	146	192	193	215	218	217
Macleay Vocational College	49	49	72	72	80	87	-	-	-	-
Macquarie Grammar					106	-	-	-	98	102
Malek Fahd Islamic School	780	780	895	-	-	-	-	-	869	767
Reddam House	332	360	508	444	450	444	474	496	553	59
Amity (Sule) College	328	351	632	730	692	706	749	752	-	812
Sydney Montessori		18	17	30	28	37	-	-	-	-
Unity Grammar			77	77	108	165	180	245	287	309
	1,926	1,931	2,713	1,854	1,945	2,016	1,995	2,247	2,472	3403

NASSA	2007	2008	2009	2010	2011	2012	2013	2014	2015	2016
Broughton Anglican College	650	653	549	497	478	483	476	488	514	534
Georges River Grammar	494	465	467	423	429	412	414	409	435	458
Macarthur Anglican School	565	538	521	530	475	464	471	449	456	481
Penrith Anglican College	592	622	659	668	673	669	672	654	640	636
St Luke's Grammar	488	487	480	500	512	515	548	557	578	594
The Illawarra Grammar School	642	612	600	597	595	571	572	578	528	520
Thomas Hassall Anglican College	583	603	597	613	624	692	724	751	829	826
Wollondilly AC						313	361	402	442	456
	4,014	3,980	3,873	3,828	3,786	4,119	4,238	4,288	4,422	4505

SASSA	2007	2008	2009	2010	2011	2012	2013	2014	2015	2016
Nowra Anglican	484	488	415	421	424	414	428	420	441	429
Sapphire Coast AC			154	158	193	199	189	185	186	186
Shellharbour Anglican	220	178	249	235	247	315	352	351	385	410
Shoalhaven Anglican School		245	235	232	230	190	167	-	-	-
St Peters Anglican	94	93	158	168	212	240	261	236	220	225
Wollondilly AC	185	171	204	224	286	-	-	-	-	-
	983	1,175	1,415	1,438	1,592	1,358	1,397	1,192	1,232	1250

SWISSA	2007	2008	2009	2010	2011	2012	2013	2014	2015	2016
All Saints Grammar			307	318	314	292	280	282	272	266
Redeemer Baptist School			162	154	158	166	178	187	176	170
St Euphemia College			312	315	332	353	385	401	394	382
St Marks College			363	333	323	342	361	355	351	364
St Marouns College			310	273	274	228	204	183	176	188
St Mary & St Mina's Coptic College							164	175	161	-
			1,454	1,393	1,401	1,381	1,572	1,583	1,530	1370



WAS	2007	2008	2009	2010	2011	2012	2013	2014	2015	2016
All Saints College	341	303	283	250	262	285	313	320	333	316
Kinross Wolaroi	742	771	770	769	745	766	761	775	763	779
Korowal School							120	129	123	95
Macquarie Anglican Grammar School	81	93	-	-	-	-	-	-	-	217
Orange Grammar			19	21	56	67	82	100	92	114
The Scots School Bathurst	201	203	199	203	207	189	201	198	203	198
	1,365	1,370	1,271	1,243	1,270	1,307	1,477	1,522	1,514	1719

TOTAL	19,533	19,688	22,374	21,707	21,970	22,684	23,902	24,609	25,229	26,599
--------------	---------------	---------------	---------------	---------------	---------------	---------------	---------------	---------------	---------------	---------------



AICES and CIS Officials

Convenors 2017

Sport	Convenor	Coach	Assistant Coach	Manager	AICES Selector for CIS
Athletics	Greg Aitken	N/A	N/A	Greg Aitken	N/A
Baseball	Todd Southcombe - TIGS	N/A	N/A	N/A	N/A
Basketball Boys 1sts	Corey Stamp - ASG	Terrence Johnson CCAS	N/A	Penny Page - CCAS	Terrence Johnson - CCAS
Basketball Boys 2nds		Joel Ramirez - BAC	N/A	Penny Page - CCAS	N/A
Basketball Girls	Lorraine Keith - HVGS	Michael Turton - GRG	N/A	Mel Smith - SPCC C	Lorraine Keith - HVGS
Cricket Girls	Greg Aitken	N/A	N/A	N/A	N/A
Cricket Boys	Ken Shaw - RBS	N/A	N/A	N/A	Peter Browning – Pittwater House
Cross Country	Greg Aitken	N/A	N/A	Greg Aitken	N/A
Diving	Greg Aitken	N/A	N/A	N/A	N/A
Golf	Greg Aitken	N/A	N/A	N/A	N/A
Hockey Girls Opens	Sharon Coutts - NGS	Joe Priest - KWS	Jade Georgiou - KWS		Sharon Coutts - NGS
Hockey Girls 16yrs	N/A	Joe Priest - KWS	Jade Georgiou - KWS		Sharon Coutts - NGS
Hockey Boys	Paul Burns - BAC	Alex Mackay - BAC	N/A	N/A	Paul Burns - BAC
Netball Opens	Jenny Lee - AAS Sue Barnett - PHS	Kelly Strong - WCC	Nicole Lombardo - AAC		Sue Barnett - PHS
Netball 15yrs		Ashley Patterson - AAC	Melissa Collins - AAS		Jenny Lee - AAS
Rugby League	Phil Schaefer - GRG	N/A	N/A	N/A	N/A
Football Boys Open	Muhammad Khodr UG	Wes Horne - MAS		Muhammad Khodr UG	John Theodoropoulos -ASC
Football Boys 16yrs	Muhammad Khodr UG	Gavin Thomas - IFS		Wes Horne – MAS	
Football Girls	Dean Zaccaria - AIA	Adrian Deck - TIGS		Olviia Yacou - ASC	Dean Zaccaria - AIA
Softball - Girls	Amanda Houison - PAC	Amanda Houison - PAC	N/A	Ron Houison - PAC	Amanda Houison - PAC
Softball - Boys	Amanda Houison - PAC	N/A	N/A	N/A	N/A
Surfing	Greg Aitken	N/A	N/A	N/A	N/A
Swimming	Greg Aitken	N/A	N/A	Greg Aitken	N/A
Tennis Boys	Greg Aitken	N/A	N/A	N/A	N/A
Tennis Girls	Greg Aitken	N/A	N/A	N/A	N/A
Touch Football Boys Opens	Phil Kable - RH	Phil Kable - RH			
Touch Football Girls Opens		Janine Hinds - RH			
Touch Football Boys 15yrs		Linden Simmons - WCC			
Touch Football Girls 15yrs		Justine Wachman (RH)			
Triathlon	Bruce Thomas RHAC	N/A	N/A	N/A	N/A
Volleyball	Anastasia Rompies - ASG	N/A	N/A	N/A	N/A
Water Polo Boys	Matthew Carter - RH	Matthew Carter - RH	Graeme Hudson - PH		Matthew Carter - RH
Water Polo Girls	N/A	N/A	N/A		

CIS Sports Convenors

Cross Country	Andrew Jones	Manning Valley Anglican College	HRIS
Football Boys	Dom Helene	Moriah College	CDSSA
Hockey Boys	Ian Scott	Calrossy Anglican School	HRIS
Softball Boys	Amanda Houison	Penrith Anglican College	NASSA
Touch Football	Yass Sidaros	Hills Grammar School	HZSA
Triathlon	Bruce Thomas	Rouse Hill AC	HZSA

Summary of Association Duties

	CDSSA	HRIS	SASSA	WAS	ISD	SWISSA	NASSA	HZSA	AICES
Number of Convenors	1	1	0	0	3	3	5	4	8
Number of Coaches/Managers/Selectors	2	5	0	3	6	1	10	7	3
Total	3	6	0	3	9	4	15	11	11
Average Students in association per official supplied	599	801	1232	378	371	382	245	387	N/A

The AICES average is 367 students in each association for each official required. This means that for equality amongst Associations a score in the 300's is required. Those with a score below 350 are supplying more than their fair share and those with score higher than 600 are not supplying enough officials. This does not include Swimming, XC or Athletics as these are allocated based on association population.

AICES 2017 Calendar

Event	Date	Venue
AICES Girls Tennis	8/02/2017	Cintra Pk
AICES Boys Tennis	10/02/2017	Cintra Pk
AICES Softball Training	16/02/2017	SOP Blacktown
AICES Basketball Cup (Schools)	21/02/2017	Hills Stadium
AICES Girls Basketball	8/03/2017	Hills Stadium
AICES Boys Basketball	9/03/2017	Illawarra Sports Stadium
AICES Boys Basketball Training	12/03/2017	Hills Stadium
AICES 16 Girls Hockey	16/03/2017	Bathurst
AICES Tennis Cup	17/03/2017	Cintra Pk
AICES Swimming	30/03/2017	SOPAC
AICES Touch Football	27/04/2017	Penrith
AICES Open Football	8/05/2017	Valentine Park
AICES 15 Netball	16/05/2017	Netball Central
AICES Open Hockey	17/05/2017	Newcastle
AICES Rugby Trials	24/05/2017	T G Millner
AICES Open Netball	25/05/2017	Netball Central
AICES Cross Country	5/06/2017	SIEC Equestrian
AICES Boys & Girls 7's	8/06/2017	T G Millner
AICES Rugby Camp	16-17/06/2017	Narrabeen
AICES 15 Football	21/06/2017	Valentine Park
AICES Netball Cup	18/07/2017	Netball Central
AICES Athletics	30/08/2017	SOP Athletics
AICES Cricket Trials	10/10/2017	TBA
AICES Water Polo	25/10/2017	SOP Aquatic
AICES Softball	31/10/2017	SOP Blacktown
AICES 15 Basketball	1/11/2017	Hills Stadium
AICES 15 Girls Tennis	8/11/2017	Cintra Pk
AICES Surfing	9/11/2017	Cronulla
AICES 15 Boys Tennis	10/11/2017	Cintra Pk



SPORTS REPORTS



GOLF

Officials

	Name	School	Association
Convenor	Greg Aitken	AICES	

Report on AICES Trials / Championships

No AICES Trials – Direct access to CIS by member schools

AICES Students Selected for CIS

Name	School
Jye Pickin	Macquarie College
Koen Le	The McDonald College
Claire Shin	The McDonal College

All Schools Representative

Name	School
Jye Picken	Macquaire College
Koeun Lee	The McDonald College

SOFTBALL

Officials

	Name	School	Association
Convenor	Amanda Houison	Penrith AC	NASSA
Coach	Amanda Houison	Penrith AC	NASSA
	Ron Houison	Penrith AC	NASSA

AICES SOFTBALL 2017

Win – 4pts, Draw – 2pts, Loss - 1 pt, Forfeit – 0 pts

	HRIS	NASSA	HZSA	Totals	Place
HRIS		1 2-14	4 16-3	5	2
NASSA	4 14-2		4 12-8	8	1
HZSA	1 3-16	1 8-12		2	3

The following girls were selected to compete at the CIS Carnival in 2018

AICES Softball Team for 2018

Sarah Mallison	William Clarke College	Georgia Murray	Penrith AC
Madison Baker	Macarthur AS	Alyssa Ribarovski	Georges River GS
Keely Bogle	Lakes Grammar AS	Lucy Schuster	Penrith AC
Sienna Burgess	Hunter Valley GS	Kristyn Semmens	Broughton AC
Maddison Heath	Thomas Hassell AC	Emma Wallace	The Hills GS
Lily Jehn	Northholm GS	Georgia Murray	Penrith AC

NETBALL

Officials

	Name	School	Association
Convenors	Jenny Lee	William Clarke College	HZSA
	Sue Barnett	Pittwater House	CDSSA
Open Coaches	Kelly Strong Nicole Lombardo	William Clarke College Arndell Anglican College	HZSA HZSA
15 Coaches	Ashley Patterson Melissa Collins	Arndell Anglican College Arden Anglican School	HZSA HZSA

Report on AICES Trials / Championships

Girls 15yrs Competition

	CDSSA	HRIS	HZSA	NASSA	WAS	SASSA	ISD	Points	Final Place
CDSSA		 18-25	 10-27	 3-48	 11-31	 13-37	4 14-11	9 -96	7
HRIS	4 25-18		 15-17	 14-43	4 24-20	4 28-21	4 18-6	18	3
HZSA	4 27-10	4 17-15		 11-32	4 22-14	4 23-16	4 15-14	21	2
NASSA	4 48-3	4 43-14	4 32-11		4 37-18	4 49-7	4 38-6	24	1
WAS	4 31-11	 18-37	 14-22	 20-24		4 33-13	4 20-11	15	4
SASSA	4 37-13	 21-28	 16-23	 7-49	 13-33		 10-14	9 -72	6
ISD	 11-14	 6-18	 14 15	 6-38	 11-20	4 14-10		9 -52	5

AICES Girls 15yrs Team

Hayley Biddulph	St Luke's GS
Abbey Brown	Georges River GS
Caitlin Hale	St Luke's GS
Kitty Henderson	St Luke's GS
Kate Peterson	William Clarke College
Isabella Siergert	All Saints College
Farrah Staniforth	Kinross Wolaroi School
Kyula Thompson	Rouse Hill AC
Elles Van der Maas	St Luke's GS



Girls Open Competition

	CDSSA	HRIS	HZSA	NASSA	WAS	SASSA	Totals	Place
CDSSA		 12-20	 18-21	 16-23	4 20-14	4 27-22	11	3
HRIS	4 20-12		4 29-29	4 31-19	4 35-15	4 52-15	20	1
HZSA	4 21-18	 20-29		4 25-19	4 34-21	4 39-21	17	2
NASSA	4 23-16	 19-31	 19-25		 19-26	4 43-19	11	4
WAS	 14-20	 15-35	 21-34	4 26-19		4 26-23	11	5
SASSA	 22-27	 15-52	 21-39	 19-43	 23-26		5	6

AICES Girls Opens Team

Sarah Bonello	William Clarke College
Janas Burgess	Bishop Tyrell AC
Libby Crampton	All Saints College
Taylah Kiss	SEDA College
Claire O'Brien	Hunter Valley GS
Charlotte Silk	SEDA College
Jade Smallacombe	Arndell AC
Latika Tombs	Pittwater House
Hannah Victor	William Clarke College

AICES Students Selected for CIS 15yrs

Name	School
Hayley Biddulph	St Luke's GS



AICES Netball Cup

The AICES Netball Cup was held at Netball Central. OPENS equalled by Arndell Anglican College and Lakes Grammar Anglican then 15years equalled with St Lukes Grammar School and Pittwater House

Girls Opens

	AAC	WCC	SEDA	HVGS	LAGS	AAS	SLGS	Points	Pool Place
AAC		4 40-13	4 35-13	4 22-21				12	1
WCC	 13-40		 18-26	 10-33				3	4
SEDA	 13-35	4 26-18		 14-28				6	3
HVGS	 21-22	4 33-10	4 28-14					9	2
LAGS						4 32-13	4 14-9	8	1
AAS					 13-32		 14-35	2	3
SLGS					 9-14	4 35-14		5	2

Girls 15 yrs

	SLGS	AAS	LAGS	THGS	WCC	AAC	PHS	Points	Pool Place
SLGS		4 34-19	4 47-6	4 44-10				12	1
AAS	 19-34		4 36-7	4 38-12				9	2
LAGS	 6-47	 7-36		 21-26				3	4
THGS	 10-44	 12-38	4 26-21					6	3
WCC						4 20-16	 21-29	5	2
AAC					 16-20		 9-21	2	3
PHS					4 29-21	4 21-9		8	1

AICES Netball Tour

The Inaugural Netball Tour to the Gold Coast took place during the July school holidays with great success. The girls, coaches and a number of parents/families landed in the Gold Coast to compete with two teams: Under 15s and Opens, in the Gold Coast Netball Carnival. There were 86 teams competing: 2 x South Africa, 14 x NZ and all others from all states of Aus.

The AICES Convenor, Greg Aitken, commented to all players “Congratulations to all on tour. By all reports you have represented AICES and your various schools with pride and played the whole tournament in the true spirit of netball.... “

The coaches, managers and parents were also as impressed with the girls’ behaviour and spirit ... “.... It has been an absolute pleasure in coaching the U15 this week and watching them develop and mature as not only individual players but as a team. Every challenge no matter how large they conquered, games they though might be unbeatable they won. Our goal was to bring out the best in each of them and get them to believe in themselves and their team mates. We wished we'd videoed their first and last game just to show them how truly amazing they where, to win all 5 games on Saturday against 4 teams that had previously beaten us made Kirsten and I feel so proud of them all and we feel so blessed to of been apart of this first AICES Netball Tour and to be able to coach the girls was a real pleasure . Sue Grigg (Coach) Kirsten Jackson (Manager)

15yrs played in the 16yrs competition and after a slow start won the Div 2 Shield.

Opens had a great tournament making the Grand Final and were runners-up to the whole tournament.



BASKETBALL - BOYS

Officials

	Name	School	Association
Convenor	Corey Stamp	All Saints Grammar	SWISSA
Coach 1st	Terrence Johnson	Central Coast AS	HRIS
Manager 1st	Penny Page	Central Coast AS	HRIS
Coach 2nds	Joel Ramirez	Broughton Anglican C	NASSA
Manager 2nds	Penny Page	Central Coast AS	HRIS

Report on AICES Trials / Championships

OPENS

	NASSA	HRIS	CDSSA	ISD	HZSA	WAS	SASSA	SWISSA	Pool Place
NASSA		 30-58	4 58-29	4 51-23					2
HRIS	4 58 - 30		4 63-34	4 69-29					1
CDSSA	 29-58	 34-63		4 29 - 27					3
ISD	 23-51	 29-69	 27 -29						4
HZSA						4 78 - 41	4 70-38	4 55-51	1
WAS					 41 - 78		4 52-50	 25-49	3
SASSA					 38-70	 50-52		 46 - 57	4
SWISSA					 51-55	4 49-25	4 57 - 46		2

Finals

Finals

1st Pool A	Game 1 V	2nd Pool B	Court 1
HRIS	71	SWISSA	36
1st Pool B	Game 2 V	2nd Pool A	Court 2
HZSA	59	NASSA	53
3rd Pool A	Game 3 V	3rd Pool B	Court 3

CDSSA	51	WAS	50
4th Pool A	Game 4 V	4th Pool B	Court 4
ISD	45	SASSA	49
Winner Game 1	1st & 2nd V	Winner Game 2	Court 1
HRIS	60	HZSA	42
Loser Game 1	3rd & 4th V	Loser Game 2	Court 2
NASSA	73	SWISSA	39

Winners – HRIS

AICES Boys Open Teams

Team	Name	School
1st	Olly Bowman	St Luke's GS
1st	Blake McDougal	The Illawarra GS
1st	Lachlan Beavis	Hunter Valley GS
1st	Andrew Searles	William Clarke College
1st	Kyle Leslie	Nowra AC
1st	Nelson Lee	St Columba AS
1st	Ryan Rowe	Macquarie College
1st	Joe Hale	St Luke's GS
1st	Hamish Robb	Northholm GS
1st	Timothy Beckhouse	St Philip's Newcastle
2nd	Aleksander Jovanovic	St Marks College
2nd	Aidan Zlotnick	The Emanuel School
2nd	Josh Parkes	St Luke's GS
2nd	Seb Kelly	Reddam House
2nd	Oliver	Central Coast AS
2nd	Daniel	Central Coast AS
2nd	Joshua	Wollomi College
2nd	Jackson	The Hills GS
2nd	Vincent	The Illawarra GS
2nd	Murray	St Luke's GS



15yrs Boys Competition

	HZSA	CDSSA	HRIS	NASSA	SASSA	Points	Final Place
HZSA		4 39-29	1 43-68	1 28-70	4 38-36	10	3
CDSSA	1 29-34		1 20-48	1 32-36	4 56-29	7	4
HRIS	4 68-43	4 48-20		4 55-41	4 77-12	16	1
NASSA	4 70-28	4 36-32	1 41-55		4 56-26	13	2
SASSA	1 36-38	1 29-56	1 12-77	1 26-56		4	5

15yrs Girls Competition

	HZSA	CDSSA	HRIS	NASSA	SASSA	Points	Final Place
HZSA		4 65-24	1 26-42	1 25-54	4 40-33	10	3
CDSSA	1 24-65		1 17-74	1 19-78	1 18-56	4	5
HRIS	4 42-26	4 74-17		1 27-66	4 47-36	13	2
NASSA	4 54-25	4 78-19	4 66-27		4 87-22	16	1
SASSA	1 33-40	4 56-18	1 36-47	1 22-87		7	4



AICES Boys Basketball Cup

	St Lukes	Central Coast	Hills Grammar	Emanuel	St Euphemia	Final Place
St Lukes		4 27-25	4 42-10	4 50-27	4 36-16 +70	16 1st
Central Coast	 25-27		4 41-32	4 36-28	4 38-29	13 2nd
Hills Grammar	 10-42	 32-41		 19-32	4 2-0	7 4th
Emanuel	 27-50	 28-36	4 32-19		4 34-19	10 3rd
St Euphemia	 16-36	 29-38	0 For	 19-34		3 5th

Winner – St Luke’s Grammar

BASKETBALL - GIRLS

Officials

	Name	School	Association
Convenor	Lorraine Keith	Hunter Valley Grammar	HRIS
Opens Coach Opens Manager	Michael Turton Mel Smith	Georges River Grammar St Philip's	NASSA HRIS

15yrs Girls Championships

	HZSA	CDSSA	HRIS	NASSA	SASSA	Points	Final Place
HZSA		4 65-24	1 26-42	1 25-54	4 40-33	10	3
CDSSA	1 24-65		1 17-74	1 19-78	1 18-56	4	5
HRIS	4 42-26	4 74-17		1 27-66	4 47-36	13	2
NASSA	4 54-25	4 78-19	4 66-27		4 87-22	16	1
SASSA	1 33-40	4 56-18	1 36-47	1 22-87		7	4

Winner - NASSA



AICES Opens Girls Trials / Championships

	NASSA	HZSA	SASSA	ISD	HRIS	WAS	CDSSA	Pool Place
NASSA		4 57-32	4 69-20	4 71-22				1
HZSA	 32-57		4 50-25	4 56-23				2
SASSA	 20-69	 25-50		4 37-30				3
ISD	 22-71	 23-56	 30-37					4
HRIS						4 54-18	4 76-15	1
WAS					 18-54		4 40-26	2
CDSSA					 15-76	 26-40		3

1st Pool A	Game 1	2nd Pool B	Court 1
NASSA	71	WAS	30
1st Pool B	Game 2	2nd Pool A	Court 2
HRIS	61	HZSA	26
4th Pool A	Game 4	3rd Pool B	Court 3
ISD	26	CDSSA	14
3rd Pool A	Game 4	Winner Above	Court 3
ISD	17	SASSA	20
Winner Game 1	1st & 2nd V	Winner Game 2	Court 1
NASSA	56	HRIS	38
Loser Game 1	3rd & 4th V	Loser Game 2	Court 2
HZSA	28	WAS	36

Winner – NASSA

AICES Open Team

Chloe	Bloom	Broughton AC
Isabella	Carpenter	St Luke's GS
Hayley	Fell	St Luke's GS
Bianca	Green	Hunter Valley GS
Caitlin	Hale	St Luke's GS
Kitty	Henderson	St Luke's GS
Selina	McCloskey	Macquarie College
Olivia	Mills	St Luke's GS
Taina	Naividi	Central Coast AS
Elles	Vander Maas	St Luke's GS
Shadows		
Benae	Kuiper	Illawarra GS
Lara	Vander Maas	St Luke's GS
Hannah	Griffin	St Columba AS

AICES Students Selected for CIS and All Schools

Name	School	Team Selected In
Chloe Bloom	Broughton Anglican	CIS, AS
Hayley Fell	St Luke's Grammar	CIS
Bianca Green	Hunter Valley Grammar	CIS, AS
Kitty Henderson	St Luke's Grammar	CIS
Elles Van der Maas	St Luke's Grammar	CIS, AS



AICES Girls Basketball Cup

	St Lukes	Central Coast	Moriah	Northholm	St Euphemia	Final Place
St Lukes		4 48-26	4 61-5	4 37-20	4 49-0	16 1st
Central Coast	1 26-48		4 43-7	1 8-29	4 37-6	3rd
Moriah	1 5-61	1 7-43		1 14-39	4 2-0	7 4th
Northholm	1 20-37	4 29-8	4 38-14		4 51-12 (+81)	13 2nd
St Euphemia	1 0-49	1 6-37	0 For	1 12-51		3 5th

Winner – St Luke’s Grammar

HOCKEY - GIRLS

Officials

	Name	School	Association
Convenor	Sharon Coutts	Northholm GS	HZSA
Open Coach	Joe Priest Jade Georgiou	Kinross Wolaroi	WAS
16 Coach	Joe Priest Jade Georgiou	Kinross Wolaroi	WAS

Report on AICES 16yrs Trials / Championships

	NASSA	HRIS	HZSA CDSSA	WAS	Place
NASSA		1 0-4	4 2-0	1 0-6	3
HRIS	4 4-0		4 7-0	1 1-3	2
HZSA CDSSA	0-2	1 0-7		1 0-12	4
WAS	4 6-0	4 3-1	4 12-0		1

Winner – WAS

AICES Girls 16yrs Team

Ella Carr	Central Coast AS
Rachael Corbett-Jones	All Saints College
Lucy Corbett-Jones	All Saints College
Hannah Fawle	Pittwater House
Georgia Ferguson	Newcastle GS
Gabrielle Hathway	Calrossy AS
Ella Hewat	St Philip's Newcastle
Hannah Kable	All Saints College
Phoebe Litchfield	Kinross Wolaroi School
Pip Mannix	Orange GS
Lexie Pickering	Pittwater House
Ava Robertson	Hunter Valley GS
Melissa Sherwood	Calrossy AS
Claire Smallhorn	The Illawarra GS

AICES Opens Trials / Championships

	BARBS	HRIS	WAS	Points	Place
BARBS		1 2-3	1 0-12	2	3
HRIS	4 3-2		1 1-3	5	2
WAS	4 12-0	4 3-1		8	1

Winner - WAS

AICES Open Team

Jemma Barrett	Kinross Wolaroi School
Hayley Buckley	Penrith AC
McKenzie Carr	Kinross Wolaroi School
Anna Cartwright	All Saints College
Emily Chaffey	Calrossy AS
Rachael Corbett-Jones	All Saints College
Lucy Corbett-Jones	All Saints College
Hannah Fawle	Pittwater House
Georgia Ferguson	Newcastle GS
Ella Hewat	St Philip's Newcastle
Asta Johnson	Hunter Valley GS
Phoebe Litchfield	Kinross Wolaroi School
Pip Mannix	Orange GS
Maggie Jean Smith	Kinross Wolaroi School
Annalise Tufi	St Philip's Newcastle

AICES Students Selected for CIS and All Schools

Name	School	Team Selected In
Hannah Kable	All Saints College Bathurst	CIS 16yrs & AS
Phoebe Litchfield	Kinross Wolaroi School	CIS 16yrs
Claire Smallhorn	The Illawarra Grammar School	CIS 16yrs & AS
Hayley Buckley	Penrith Anglican College	CIS Open
Ella Hewat	St Philips Christian College	CIS Open
Emily Chaffey	Calrossy Anglican School	CIS Open
Georgia Ferguson	Newcastle Grammar School	CIS Open

HOCKEY – BOYS

Officials

	Name	School	Association
Convenor	Paul Burns	Broughton AC	NASSA
Coach	Alex Mackay	Broughton AC	NASSA

AICES Trials / Championships

	NASSA	HRIS	WAS	Points	Place
NASSA		1 0-12	4 9-6	5	4
HRIS	4 12-0		4 14-1	8	1
WAS	1 6-9	1 0-14		2	2

Winner – HRIS

AICES Boys Open Team

Rowan Adams	Avondale School
Samuel Bell	Penrith AC
Mitchell Bisson	Newcastle GS
Jayden Bisson	Newcastle GS
Jeremy Blakely	Calrossy AS
Miles Davies	Reddam House
Rory Hanrahan	The Illawarra GS
Connor Harvey	The Illawarra GS
Noah Jones	Kinross Wolaroi School
Alex Porter	Central Coast AS
Angus Porter	Central Coast AS
Keegan Potgieter	Macarthur AS
Sebastian Rollings	Hunter Valley GS
Matthew Scott	Calrossy AS
Jack Watson	Calrossy AS



AICES Students Selected for CIS

Name	School	Team Selected In
Miles Davies	Reddam House	CIS 16yrs, CIS Opens & All Schools
Samuel Bell	Penrith Anglican	CIS 16yrs, CIS Opens & All Schools
Jeremy Blakely	Calrossy AS	CIS Opens & All Schools
Mitchell Bisson	Hunter Valley Grammar	CIS Opens & All Schools
Miles Davies	Reddam House	CIS Opens
Sebastian Rollings	Hunter Valley Grammar	CIS Opens
Keegan Potgieter	Macarthur Anglican School	CIS Opens
Matthew Scott	Calrossy AS	CIS Opens



FOOTBALL – BOYS

Officials

	Name	School	Association
Convenor	Muhammad Khodr	Unity Grammar	ISD
Boys Open Coach	Wes Horne	Macarthur AS	NASSA
Girls Open Coach	Adrian Deck	Illawarra GS	NASSA
16 Boys Coach	Gavin Thomas	Internations FTS	CDSSA

AICES Boys 15yrs Football

	SASSA	NASSA	HRIS	CDSSA	HZSA	SWISSA	Points	Place
SASSA		1 0-5	1 0-5	1 0-8	1 1-5	1 0-2	5	6
NASSA	4 5-0		1 1-3	1 0-2	2 1-1	4 2-0	12	4
HRIS	4 5-0	4 3-1		2 3-3	4 2-1	4 4-0	18 +12	2
CDSSA	4 8-0	4 2-0	2 3-3		4 3-0	4 5-1	18 + 17	1
HZSA	4 7-1	2 1-1	1 1-2	1 0-3		4 3-0	12	3
SWISSA	4 2-1	1 0-2	1 0-4	1 1-7	1 0-3		8	5

Winner - HRIS



Report on AICES Boys Open Trials / Championships

	WAS	CDSSA	SASSA	ISD	HRIS	NASSA	HZSA	Place
WAS		1 0-8	4 4-0	1 1-3				3
CDSSA	4 8-0		4 6-0	2 2-2				1
SASSA	1 0-4	1 0-6		1 1-5				4
ISD	4 3-1	2 2-2	4 5-1					2
HRIS						2 1-1	4 5-2	1
NASSA					2 1-1		4 2-0	2
HZSA					1 2-5	1 0-2		3

1 ST POOL A	Field 2	2 ND POOL B
CDSSA	v	NASSA
1 ST POOL B	Field 3	2 ND POOL A
HRIS	2-1	ISD
4 TH POOL A	Field 4	3 RD POOL B
SASSA	0-4	HZSA
3 rd Pool A	Field 5	Winner
WAS	7-8	HZSA
	GRAND FINAL	
NASSA	2-0	HRIS

Winner – NASSA

AICES Boys Open Team

Samuel Webb	Hunter Valley GS
Jay Snedon	Macquarie College
Joshua Cairelli	St Philip's Gosford
Kent Harrison	St Philip's Newcastle
Bailey Rule	SEDA College
Zeke Prisuda	SEDA College
Anthony Di Bari	SEDA College
Jake Oxford	International Football School
Harrison Taranto	The Illawarra GS
Tim Watson	Thomas Hassell AC
Samuel Lendrum	The Illawarra GS
Liam Polinsky	Penrith AC
Marley Beeston	Reddam
Fox Bengtsson	Reddam
Mouhamed Hamdache	Unity
Youssef Hawchar	Unity

AICES Boys 16yrs Team

Oscar Beck	The Emanuel School
Ariah Michael	Moriah College
Matt Sharp	Moriah College
Youssef Hawchar	Unity
Adam Masri	Amity
Nathan Felscher	The Pittwater House Schools
Fox Bengtsson	Reddam
Jonny Ress	Reddam
Mouhamed Hamdache	Unity
Samuel Lendrum	The Illawarra GS
Adrian Neoklis	Thomas Hassell AC
Matthew Self	Penrith AC

AICES Students Selected for CIS

Name	School	Team Selected In
Fox Bengtsson	Redam House	CIS 16yrs
Ariah Michel	Moriah College	CIS 16yrs
Joshua Cairelli	St Philips College G	CIS Opens
Jake Oxford	International FS	CIS Opens
Baily Rule	SEDA College	CIS Opens & All Schools
Jay Sneddon	Macquarie College	CIS Opens
Kent Harrison	St Philips College	CIS Opens

FOOTBALL – GIRLS

Officials

	Name	School	Association
Convenor	Dean Zaccaria	Australian IS	HZSA
Coach	Adrian Deck	Illawarra GS	NASSA
Manager	Olivia Guilbert	All Saints College	WAS

AICES Girls 15yrs Football

	SASSA	NASSA	HRIS	CDSSA	HZSA	SWISSA	Points	Place
SASSA		1 2-3	1 0-3	1 1-3	4 8-0	4 2-0	11	4
NASSA	4 3-2		4 2-0	2 2-2	4 7-0	4 6-0	18	1
HRIS	4 3-0	1 0-2		4 1-0	4 2-0	4 5-0	17	2
CDSSA	4 3-1	2 3-3	1 0-1		4 1-0	4 6-2	15	3
HZSA	1 0-8	1 0-7	1 0-2	1 0-1		1 0-2	5	6
SWISSA	1 0-2	1 0-6	1 0-5	1 2-6	4 2-0		8	5

Winner NASSA



AICES Open Championships

	NASSA	CDSSA	SASSA	ISD	HRIS	SWISSA	HZSA	WAS	Pool Place
NASSA		4 1-0	4 5-0	4 12-0					1
CDSSA	1 0-1		4 3-1	4 5-1					2
SASSA	1 0-5	1 1-3		4 4-1					3
ISD	1 0-12	1 1-5	1 1-4						4
HRIS						4 4-1	4 4-0	4 6-0	1
SWISSA					1 1-4		1 0-3	4 3-2	3
HZSA					1 0-4	4 3-0		4 1-0	2
WAS					1 0-6	1 2-3	1 2-3		4

Finals

1 ST POOL A	Field 2	2 ND POOL B
NASSA	4-0	HZSA
1 ST POOL B	Field 3	2 ND POOL A
HRIS	1-0	CDSSA
3 RD POOL A	Field 4	3 RD POOL B
SASSA	4-2	SWISSA
4 TH POOL A	Field 5	4 TH POOL B
ISD	2-5	WAS
GRAND FINAL		
NASSA	2-3	HRIS

Winner – HRIS



AICES Girls Open Team

Tara Woods	The Pittwater House Schools
Alyssa Togo	International Football School
Anais Moore	Bishop Tyrell AC
Susanna Behne-Smith	Newcastle GS
Hannah Jones	St Columba AS
Jorja Stewardson	Bishop Tyrell AC
Ashley Irwin	Penrith AC
Ashley Dribbus	The Illawarra GS
Rebekah Hutton	The Illawarra GS
Talie Walton	Penrith AC
Kiara De Domizio	Georges River GS
Anastasia Grozdanov	The Illawarra GS
Margaux Chauvet	The Illawarra GS
Zoe Dribbus	The Illawarra GS
Rhea D'Mello	Thomas Hassell AC
Jenna Kennedy	Hunter Valley GS

AICES Students Selected for CIS

Name	School	Team Selected In
Margaux Chauvet	The Illawarra Grammar School	CIS
Rebekah Hutton	The Illawarra Grammar School	CIS
Ashley Irwin	Penrith Anglican College	CIS

RUGBY UNION

Officials

	Name	School	Association
Convenor	Rod Tuynman	Northholm GS	HZSA
I6 Coach	Daniel Toole	Nowra AC	CSSA
I6 Assistant Coach	Matthew Pickering	Nowra AC	CSSA
I6 Manager	Tim Dawson	Pacific Hills CS	CSSA
Opens Coach	James Barkell	Redham House	ISD
Opens Manager	Rick Walker	Hunter Valley GS	HRIS

AICES I6 Open Team / Representatives

Name		School
Ben	Tagg	Arndell College
Sam	Gray	Calrossy AS
Lochie	Urquhart	Carinya CS
Joel	Cummings	Hills Grammar
Ben	Rice	Hills Grammar
Max	McCormick	Hunter Valley GS
Max	Murray	Hunter Valley GS
Josh	Gittoes	HVGS
Josh	Raftos	HVGS
Sam	Kentwell	Lakes grammar AS
Chase	Yeadon	Lakes Grammar AS
Patrick	Berryman	Macquarie Grammar
Michael	Rewitt	Newcastle GS
Jackson	Forde	Nowra AC
Jakob	Van Dyk	Pittwater House
Hudson	Berry	Reddam
James	Flaherty	Reddam
Tobi	Fox	Reddam
Tate	Kemeny	Reddam
Nicholas	Ah Lam	Regents Park CS
Ruben	Vermaak	Shellharbour AC
Cameron	Pitts	St Lukes GS
Daniel	Darwall	WCC

AICES 16yrs Team / Representatives

Name	School
Dally Barham	Arndell AC
Will Livingstone	Arndell AC
Reilly McGregor	Arndell AC
Connor Miller	Arndell AC
Flynn Bowyer	Calrossy AS
Samuel Buster	Calrossy AS
Joseph Tufrey	Calrossy AS
Nathan Wats	Calrossy AS
Oscar King	Carinya CS
Toby Maslen	Caryina CS
Otto Bailey	Hunter Valley GS
Harvey Neville	Hunter Valley GS
Nicolas Bignall	Lakes Grammar AS
Chet Greabatch-Murphy	Northhloam GS
Aiden Wearne	Nowra AC
Kyle Hakki	Pittwater House
Connor Garratt	Reddam House
Mitch McKay	Reddam House
Matthew Smart	Scone GS
Thomas McPhee	St Philip's Cessnock
Charles Bennett	St Philip's Newcastle
Damon Hurley	William Clarke
Kaan Zebib	William Clarke

AICES Rugby Cup – Not held in 2017 due to lack of teams entries.

TENNIS

Officials

	Name	School	Association
Convenor	Greg Aitken		AICES

The AICES Tennis Championships was cancelled due to weather. The AICES Tennis Team was selected on the individual's Australian Rankings


AICES Students Selected for CIS

Boys			
1	Connor	Johnson	Broughton AC
2	Jaewoo	Choi	McDonald College
3	Harrison	Zammit	Central Coast AS
4	Cooper	Griffiths	International FTS
5	Philip	Hible	McDonald College
6	William	Hatzis	All Saints Grammar
7	Lachlan	Flower	Hills Grammar
Girls			
1	Grace	Schumacher	All Saints College
2	Lara	Kaplan	Moriah College
3	Anastasia	Berezov	McDonald College
4	Uma	Likic	Amity College
5	Taylah	Lawless	Arndell AC
6	Julia	Ramos	William Clarke College
7	Breelyn	Bessant	International FTS

BOYS 15yrs Tennis

30 boys played a Round Robin competition in seven pools. At the completion of the Round Robin, the boys commenced the knock-out below.

Boys Final




Boys Repechage



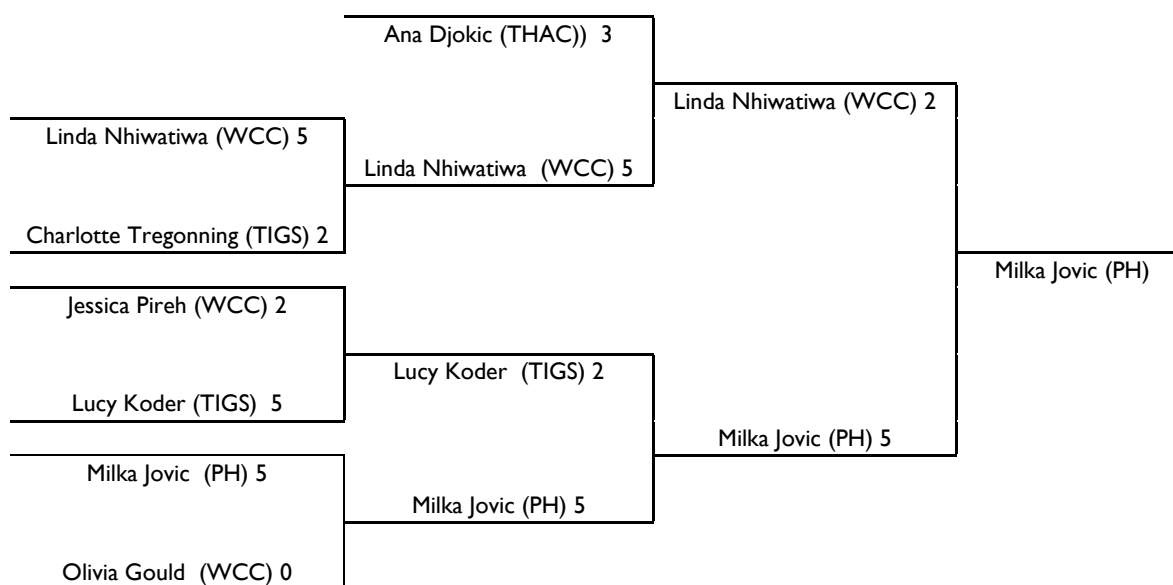
GIRLS 15yrs Tennis

16 girls played a Round Robin competition in three pools. At the completion of the Round Robin, the girls commenced the knock-out below.

Girls Final



Girls Repechage





TOUCH FOOTBALL

Officials

	Name	School	Association
Convenor	Phil Kable	Reddam House	ISD
Boys Open	Phil Kable	Reddam House	ISD
Boys 15 Years	Linden Simmons	William Clarke	HZSA
Girls Open	Janine Hinds	Reddam House	ISD
Boys 15 Years	Justine Wachman	Reddam House	ISD

Report on AICES Trials / Championships

Boys Open

	HRIS	NASSA	SASSA	ISD	HZSA	CDSSA	WAS	SWISSA	Pool Place
HRIS		4 9-0	4 8-0	2 2-2					1
NASSA	1 0-9		1 3-6	1 0-7					4
SASSA	1 0-8	4 6-3		1 2-7					3
ISD	2 2-2	4 7-0	4 7-2						2
HZSA						1 2-6	4 3-1	1 2-7	3
CDSSA					4 6-2		4 3-2	4 4-2	1
WAS					1 1-3	4 3-2		1 2-6	4
SWISSA					4 7-2	1 2-4	4 6-2		2



1 st Pool A	Game 1	2 nd Pool B
HRIS	5-2	SWISSA
1 st Pool B	Game 2	2 nd Pool A
CDSSA	4-5	ISD
3 rd Pool A	5 th & 6 th	3 rd Pool B
SASSA	11-10	HZSA
4 th Pool A	7 th & 8 th	4 th Pool B
NASSA	4-8	WAS
Winner Game 1	1 st & 2 nd	Winner Game 2
HRIS	3-4	ISD
Loser Game 1	3 rd & 4 th	Loser Game 2
SWISSA	2-5	CDSSA



Boys 15 Years

	NASSA	HRIS	CDSSA	SASSA	HZSA	SWISSA	WAS	ISD	Pool Place
NASSA		2 4-4	4 5-4	4 10-2					2
HRIS	2 4-4		4 7-3	4 8-1					1
CDSSA	1 4-5	1 3-7		4 6-2					3
SASSA	1 2-10	1 1-8	1 2-6						4
HZSA						4 6-3	4 5-2	4 4-3	1
SWISSA					1 3-6		1 1-6	1 2-5	4
WAS					1 2-5	4 6-1		1 2-3	3



1 st Pool A	Game 1	2 nd Pool B
HRIS	6-4	ISD
1 st Pool B	Game 2	2 nd Pool A
HZSA	3-6	NASSA
3 rd Pool A	5 th & 6 th	3 rd Pool B
CDSSA	5-3	WAS
4 th Pool A	7 th & 8 th	4 th Pool B
SASSA	4-5	SWISSA
Winner Game 1	1 st & 2 nd	Winner Game 2
HRIS	2-3	NASSA
Loser Game 1	3 rd & 4 th	Loser Game 2
ISD	3-2	HZSA



Girls Open

	NASSA	SASSA	HRIS	HZSA	WAS	CDSSA	Pool Place
NASSA		4 11-1	2 0-0				2
SASSA	1 1-11		1 0-11				3
HRIS	2 0-0	4 11-0					1
HZSA					4 4-1	4 5-1	1
WAS				1 1-4		4 3-0	2
CDSSA				1 1-5	1 0-3		3

1 st Pool A	Game 1	2 nd Pool B
HRIS	5-2	WAS
1 st Pool B	Game 2	2 nd Pool A
HZSA	1-7	NASSA
3 rd Pool A	5 th & 6 th	3 rd Pool B
SASSA	5-2	CDSSA
Winner Game 1	1 st & 2 nd	Winner Game 2
HRIS	3-2	NASSA
Loser Game 1	3 rd & 4 th	Loser Game 2
WAS	2-5	HZSA



Girls 15 Years

	ISD	NASSA	SASSA	HZSA	CDSSA	HRIS	WAS	Pool Place
ISD		1 1-2	4 4-0	4 6-1				2
NASSA	4 2-1		4 6-0	4 4-0				1
SASSA	1 0-4	1 0-6		1 2-3				4
HZSA	1 1-6	1 0-4	4 3-2					3
CDSSA						1 0-3	1 1-2	3
HRIS					4 3-0		4 5-0	1
WAS					4 2-1	1 0-5		2

1 st Pool A	Game 1	2 nd Pool B
NASSA	8-0	WAS
1 st Pool B	Game 2	2 nd Pool A
HRIS	2-4	ISD
3 rd Pool A	5 th & 6 th	3 rd Pool B
HZSA	1-3	SASSA
SASSA	0-1	CDSSA
CDSSA	3-1	HZSA
Winner Game 1	1 st & 2 nd	Winner Game 2
NASSA	6-4	ISD
Loser Game 1	3 rd & 4 th	Loser Game 2
HRIS	3-1	WAS



AICES Team Lists

Boys Opens			Boys 15yrs		
Chad	Mackey	Avondale School	Riley	Wilson	Arndell AC
Jack	Riches	Lakes Grammar AS	Cooper	Pacey	Georges River GS
Jack	Kable	Reddam House	Joshua	Cox	Hunter Valley GS
Jack	Hinds	Reddam House	Kaidyn	Wright	International GS
Hudson	Berry	Reddam House	Jared	Frack	Moriah College
Tobi	Fox	Reddam House	Dylan	Hogan	Penrith AC
Travis	Osborne	Rouse Hill AC	Corey	Ross	Reddam House
Kore-Lee	Perenara	SEDA College	Clay	Holle	Reddam House
Tyson	Martin	SEDA College	Keahlan	Bray	Rouse Hill AC
Bailey	Rule	SEDA College	Clancy	Moore	Scone GS
Sam	Begbie	St Columba AS	Harrison	Beauchamp	St Luke's GS
Jayden	Stewartson	Bishop Tyrrell AC			

Girls Opens			Girls 15yrs		
Teagan	Miller	All Saints College	Tia	Hinds	Reddam House
Sophie	McAlpine	Arndell AC	Emma	McCahon	Penrith AC
Taina	Naividi	Central Coast AS	Charlie	Rule	Reddam House
Brittany	Carroll	Hunter Valley GS	Grace	Carpenter	Pittwater House
Lupe	Ngatuvai	Hunter Valley GS	Jade	Prichett	St Phillips PS
Lucy	Starkey	Hunter Valley GS	Isabella	Geros	St Lukes Grammar
Olivia	Glanville	Lakes Grammar AS	Ruby	Glazer	Reddam House
Matilda	Offord	Macarthur AS	Lara	Clarke	Kinross Wolaroi
Kaleigh	McDonald	Penrith AC	Sophie	Olsson	Penrith AC
Sophie	Hogan	Penrith AC	Hayley	Biddulph	St Lukes Grammar
Talei	Holmes	SEDA College	Janas	Burgess	Bishop Tyrrell AC
Olivia	Heaton	St Luke's GS	Grace	Hewitt	Hunter Valley GS



AICES Students Selected for CIS

Name	School	Team
Corey Ross	Reddam House HS	CIS 15yrs
Keahlan Bray	Rouse Hill Anglican School	CIS 15yrs
Emma McCahon	Penrith Anglican College	CIS 15yrs
Grace Carpenter	Pittwater House	CIS 15yrs
Isabella Geros	St Luke's Grammar	CIS 15yrs
Ruby Galzer	Reddam House	CIS 15yrs
Lara Clarke	Kinross Wolaroi School	CIS 15yrs
Janas Burgess	Bishop Tyrrell Anglican College	CIS 15yrs
Grace Hewitt	Hunter Valley Grammar School	CIS 15yrs
Jack Hinds	Reddam House	CIS Opens
Travis Osborne	Rouse Hill Anglican College	CIS Open
Tyson Martin	SEDA College	CIS Open
Sam Begbie	St Columba Anglican School	CIS Open
Jayden Stewartson	Bishop Tyrrell Anglican College	CIS Open
Krystian Papadopoulos	St Euphemia College	CIS Open
Brittany Carroll	Hunter Valley Grammar School	CIS Open
Kaleigh McDonald	Penrith Anglican College	CIS Open

WATERPOLO

Officials

	Name	School	Association
Convenor	Matthew Carter	Reddam House	ISD
Boys Manager	Graeme Hudson	Pittwater House	CDSSA
Girls Manager	Riley Sparke	Pittwater House	CDSSA
Boys 17yrs Coach	Matthew Carter	Reddam House	ISD

Report on Trials / Championships

BOYS

	RH	WCC	PH	SLGS	Place
RH		4 23-1	4 16-6	4 19-7	1
WCC	1 1-23		1 3-23	1 1-36	4
PH	6-16 1	4 23-3		1 7-12	3
SLGS	1 7-19	4 36-1	4 12-7		2

AICES Boys Team Lists 2017 for CIS 2018

James	Chen	Pittwater House
Tyler	Davis	Reddam House
Jaiden	Fairhead	Reddam House
Matthew	Francis	St Luke's GS
Damon	Hurley	William Clarke
James	Kofoed	Pittwater House
Luca	Kristic	
Jonah	McLachlan	St Luke's GS
Daniel	Milgrom	Reddam House
Stephen	Phillips	St Luke's GS
Sam	Rigby	Reddam House
Joshua	Stotski	Reddam House
James	Chen	Pittwater House



Girls

	RH	WCC	PH	SLGS	Place
RH		4 32-2	4 7-3	4 8-7	1
WCC	1 2-32		1 0-30	1 5-30	4
PH	1 3-7	4 30-0		1 8-11	3
SLGS	1 7-8	4 30-5	4 11-8		2

AICES Girls Team Lists 2017 for CIS 2018

Megan	Shaw	Pittwater House
Nikki	Collins	Reddam House
Wren	Lockhart	Pittwater House
Aimee	Gladstone	St Luke's GS
Dallas	Lowry	St Luke's GS
Frederika	Schneideman	Reddam House
Gracie	Berry	Reddam House
Geordie	Smith	Pittwater House
Emily	Hicks	Pittwater House
Eleanore	Bock	Penrith AC
Avalon	Howe	St Luke's GS
Jorja	Griffiths	Kinross Wolaroi
Alicia	Faccin	Arndell AC

AICES Student Selected for CIS 2017

Jamie Samuel	St Luke's Grammar School	CIS
--------------	--------------------------	-----



SURFING

Officials

Convenor	Name	School	Association
	Greg Aitken		AICES

Results

Heat	Boys Places								Girls Places	
	TES	SHAC	TIGS	RH	PHI	PH2	CCAS	IND	PH	IND
1	3	2	1	5				4		
2					1	2				
3	4	1	3	2						
4					3	4	6	2		
5									5	5
6									3	5
7	2	4	1	3						
8				3	1	4	2	5		
9	1	2	3							
10					3	2	1	4		
11	4		1		3		2			
12		2		1		3		4		
13	4		3			2		1		
14		2		1	3		4			
15									5	5
16									3	5
17	2		1	3.5		5		3.5		
18				1	3		2			
19	3	4	1			2		5		
20		2			1		3			
Total	23	19	14	19.5	18	24	20	28.5	16	20
Place	6	3	1	4	2	7	5	8	1	2

Lowest Score = Champions

Best Wave Scores

Girls	1st	7.67	Jasmine Sampson	SPCC PS
	2nd	7.17	Bella Stevns	PH
Boys	1st	9.67	Adam Tarasenko	CCAS
	2nd	9.17	Finley McLaren	TIGS

CRICKET

Officials

	Name	School	Association
Convenor	Ken Shaw	Redeemar Baptist	SWISSA
Selector	Peter Browning	Pittwater House	CDSSA

AICES 15 Years Team / Representatives

Paper selection (in conjunction with Cricket NSW) based on nominations and MyCricket.
Best 15 players nominated to trial at CIS in 2017 for 2018 CIS Team.

Ryan	Freeman	Georges River Grammar
Awad	Naqvi	Australian IA
Thomas	Patterson	Macarthur AS
William	Salzmann	Macarthur AS
Owen	Cole	Broughton AC
Patrick	Holding	Macquarie College
Liam	Mackrell	Shellharbour AC
Archie	Peters	Arndell AC
Alex	Sylow	St Phillips N
Andrew	Wright	Arden AC
Alexander	Baccarini	Nowra Ac
Samuel	Barnett	Pittwater House
Jack	Nati	William Clarke
Jack	Walsh	Nowra Ac
Matthew	Brown	Broughton AC

CIS Sport

The following students were selected for CIS in sports not run by AICES

Sport	Name	School
AFL		
CIS	Flynn Cook	Sapphire Coast Anglican College
CIS & All Schools	Tarni Evans	Sapphire Coast Anglican College
CIS & All Schools	Tia Hinds	Reddam House
Baseball		
CIS	Hunter White	The Hills Grammar School
CIS & All Schools	Christopher Rofe	William Clarke College
CIS	Eadan McLeod	William Clarke College
CIS	Timothy Nelson	Wollondilly Anglican College
CIS & All Schools	James Boeree	Bishop Tyrrell Anglican College
CIS & All Schools	Dylan Mitchell	Rouse Hill Anglican College
Cricket		
CIS	Jessica Davidson	Calrossy Anglican School
CIS	Mackenzie Carr	Kinross Wolaroi School
CIS	Phoebe Litchfield	Kinross Wolaroi School
CIS	Yardley Polsen	SEDA College
CIS	Georgia Reid	SEDA College
CIS	Kate Peterson	William Clarke College
CIS	Hannah Green	Lakes Grammar - An Anglican School
Diving		
CIS & All Schools	Jade Sweeney	Penrith Anglican College
CIS & All Schools	Alex Ibrahim	Georges River Grammar
CIS & All Schools	Hamish Hutchinson	Broughton Anglican College
Hockey 16yrs Boys		
CIS & All Schools	Samuel Bell	Penrith Anglican College
CIS & All Schools	Miles Davis	Reddam House (Years 10-12)
Rugby League 15yrs		
CIS	Codey Kelso	Kinross Wolaroi School
CIS	Isaiah Kennedy	The Illawarra Grammar School
CIS	Jamie Davison	Rouse Hill Anglican College
CIS	Reece Davison	Rouse Hill Anglican College
Rugby League Opens		
CIS	Kore-Lee Perenara	SEDA College
Softball - Boys		
CIS	Patrick Beach	Penrith Anglican College
CIS & All Schools	Matthew Beach	Penrith Anglican College
CIS	Ben Cashen	Hunter Valley Grammar School
CIS	Matthew Eder	Macarthur Anglican School
CIS	Ryan MacKlinshaw	Macarthur Anglican School
CIS & All Schools	Ben Durman	Macarthur Anglican School
CIS	Alexander Ruggeri	Penrith Anglican College
CIS	Hunter White	The Hills Grammar School
CIS	Reilly McGregor	Arndell Anglican College



MAJOR CARNIVALS

SWIMMING

Swimming Results

Association	Overall Score	Overall Place	Percentage Score	% Place
NASSA	3543	1	8676	1
HRIS	3518	2	7036	4
HZSA	3035	3	7212	3
CDSSA	2229	4	6994	5
SASSA	1165	5	7224	2
SWISSA	848	6	4399	6
ISD	390	7	1401	7
WAS	18	8	533	8

AICES Age Champions

Name	Age	School
French, Alexis	12	Calrossy AS
Jeffery, Gabriel	12	Newcastle GS
Brown, Sydney	13	Shellharbour AC
Matar, Omar	13	Illawarra GS
Fayers, Cassandra	14	St Phillips CC
Leka, Christopher	14	Arndell AC
Bannon, Grace	15	St Columba AS
Morphew-Watson, Zayne	15	St Philips CC PS
Anderson, Jasmine	16	Macquarie College
Welfare, Luca	16	International GS
Irving, Brooke	17	William Clarke
Thomas, Harrison	17	Arndell AC
Seton, Sophia	18	Macarthur AS
Dorrian-Nancarrow, Ethan	18	Illawarra GS



AICES Swimming Carnival 2017 - 30/03/2017

Event 1 Boys 12 Year Olds 50 LC Meter Butterfly

Name	Age	Team	Seed	Finals
1 Andrews, Preston	12	HAC4	37.17	34.06
2 Jeffery, Gabriel	12	NGS4	37.18	34.24
3 Andrews, Edward	12	SPN4	40.97	40.74
4 Bone, Matthew (Matt)	12	PAC4	44.13	42.02
5 Wippell, Angus	12	MAG4	45.49	43.76
6 Faehring, BJ	12	AAC4	46.39	45.27
7 Anderson, Kaleb	12	TIG4	48.85	46.18
8 Hughes, Thomas	12	SHE4	50.75	47.32
9 Smagarinsky, Jack	12	TES4	53.79	48.56
10 McMahon, William	12	PHS4	51.72	48.89
11 Kang, Mark	12	TES4	52.78	52.33
12 Cummins, Thomas	12	WCC4	51.71	53.20
13 Sewell, William	12	SLG4	49.32	53.31

Event 2 Girls 12 Year Olds 50 LC Meter Butterfly

Name	Age	Team	Seed	Finals
1 Russell, Abbey	12	WCC4	36.30	34.99
2 French, Alexis	12	CAS4	37.96	37.00
3 Norris, Eliza-Jane	12	SCA4	39.29	38.05
4 Millmann, Sarah	12	AAC4	38.18	38.99
5 Smith, Alexandria	12	NGS4	42.34	40.48
6 King, Mathilda	12	STC4	40.49	40.86
7 Neal, Grace	12	ARD4	42.29	41.06
8 Noble, Bianca	12	BAC4	48.12	41.41
9 Wilcox, Frances	12	SLG4	43.82	41.45
10 Portelli, Bridgette	12	GRG4	46.50	42.76
11 Peach, Lauren	12	PHS4	43.83	43.82
12 Doberer, Danika	12	SPA4	47.62	48.29
13 Dangerfield, Ella	12	HES4	49.18	49.27
14 Athanasatos, Olga-Liana	12	All Saints GS	55.47	53.53
15 Eroglu, Sofia	12	IGS4	51.20	56.75
16 Edward, Natasha	12	SMC4	1:02.24	58.09

Event 3 Boys 13 Year Olds 50 LC Meter Butterfly

Name	Age	Team	Seed	Finals
1 Matar, Omar	13	TIG4	30.55	29.87
2 Ng, Xander	13	ARD4	33.74	33.16
3 Kanaley, Robert	13	IGS4	33.18	33.23
4 Giason, Ben	13	TIG4	35.24	33.99
5 Gibson, Micah	13	SHE4	34.47	34.38
6 Garufi, Declan	13	ARD4	34.25	34.44
7 Ryan, Marcus	13	CAS4	37.15	34.60
8 Ray, Murray	13	WAC4	34.81	34.94
9 Stanfield, Cameron M	13	LGS4	36.59	35.26
10 Garland, William	13	SPC4	36.13	36.29
11 Thomas, Callum	13	WCC4	35.46	36.62
12 Collison, Archie	13	NAC4	41.49	39.39
13 Olney, Hugh	13	MAG4	40.50	39.47
14 Lenarduzzi, Luca	13	PHS4	40.13	40.31



15 Buckton, Jared	13 PHS4	40.82	41.77
16 Salloum, Rami	13 STM4	45.87	45.27
17 Tzakos, Alexander	13 All Saints GS	51.72	49.68

Event 4 Girls 13 Year Olds 50 LC Meter Butterfly

Name	Age Team	Seed	Finals
1 Brown, Sydney	13 SHE4	32.21	30.58
2 Fauchon, Amelia	13 CAS4	34.59	33.08
3 McLoughlin, Chloe	13 CCA4	34.72	33.17
4 Brennan, Kaylah	13 SHE4	35.20	33.60
5 Forti, Charlotte	13 PAC4	35.28	33.82
6 Gurevich, Bridget	13 MA_4	33.32	34.17
7 Cummins, Jaime	13 PHS4	34.11	34.37
8 Angelozzi, Savannah	13 SPN4	34.66	34.95
9 Katkjaer, Eva	13 TIG4	36.77	35.12
10 Pajor, Hannah	13 MOR4	36.26	35.25
11 Fisher, Eliza	13 SLG4	36.55	36.01
12 Ramirez, Noelle	13 MTG4	36.09	36.25
13 Haylen, Violet	13 PHS4	37.25	37.42
14 Haseler, Claudia	13 MAG4	42.58	39.00
15 Uzelac, Iliana	13 SEC4	41.98	42.61
16 Khalil, Dimah	13 RH_4	41.20	42.77
17 Ibrahim, Idah	13 All Saints GS	NT	50.20

Event 5 Boys 14 Year Olds 50 LC Meter Butterfly

Name	Age Team	Seed	Finals
1 Leka, Christopher	14 AAC4	29.85	29.55
2 McKenna, Hamish	14 SPS4	31.39	30.36
3 Hanrahan, Jack	14 PAC4	30.47	30.46
4 Healey, James	14 TIG4	32.27	30.54
5 Peknice, Toby	14 SLG4	32.23	30.59
6 Jeffery, Oscar	14 NGS4	31.32	30.78
7 Burnett, William	14 CAS4	32.76	31.17
8 Kofoed, James	14 PHS4	34.23	33.80
9 Gu, Raymond	14 WCC4	33.86	33.96
10 Rees, Mitchell	14 WCC4	34.29	34.52
11 Henry, Brooklyn (Brook)	14 NAC4	36.84	35.64
12 Kwak, Jaydon	14 RBS4	37.62	36.05
13 Johnston, Jock	14 OGS4	39.85	37.00
14 Hawkins, Nicholas	14 PHS4	NT	37.04
15 Robinson, Nicholas	14 SHE4	38.28	37.07

Event 6 Girls 14 Year Olds 50 LC Meter Butterfly

Name	Age Team	Seed	Finals
1 Fayers, Cassandra	14 SPN4	31.94	31.06
2 Berry, Gracie	14 RH_4	31.26	31.20
3 Hughes, Ella	14 NAC4	32.59	31.60
4 Charlton, Olivia	14 NG_4	32.19	32.06
5 Teleki, Kaitlin	14 RHA4	31.64	32.15
6 Cantrill, Amy	14 CAS4	32.90	33.24
7 Buckley, Hannah	14 PHS4	33.35	33.27
8 Field, Georgia	14 PAC4	33.82	33.29
9 Bacic-Johnston, Aria	14 TIG4	33.88	33.46
10 Hastie, Jena-Elle	14 PHS4	34.18	34.28



11 Pascoe, Chelsea	14 NAC4	35.86	35.81
12 Harkins, Chelsea	14 NG_4	35.95	36.00
13 Berson, Jade	14 TES4	37.39	36.29
14 Bowen, Grace	14 MAG4	41.07	37.25
15 Heiniger, Taylor	14 SLG4	35.10	37.26
16 Yuan, Marina	14 RBS4	35.89	37.92
17 Ayoub, Veronica	14 STM4	40.12	54.32

Event 7 Boys 15 Year Olds 50 LC Meter Butterfly

Name	Age Team	Seed	Finals
1 Morphew-Watson, Zayne	15 SPS4	30.51	28.04
2 Dearden, Jarrod	15 THG4	28.40	28.38
3 Nichols, Calan	15 THA4	29.08	28.57
4 Charlston, Jack	15 SHE4	29.99	28.72
5 Homann, Joshua	15 AAC4	29.16	29.49
6 Gillard, Caleb	15 Macquarie Colleg	30.57	29.75
7 Elbourne, Jared	15 TES4	30.64	29.81
8 Havenga, Deniel	15 HAC4	30.29	29.91
9 Bell, Hamish	15 NGS4	30.82	30.29
10 Ruggeri, Alexander	15 PAC4	31.60	31.33
11 Thacker, Jarod	15 PHS4	31.08	31.46
12 Bricker, Max	15 NAC4	30.31	31.99
13 Amoils, Adam	15 MOR4	32.34	32.69
14 Bueno, Ronan	15 MAS4	32.81	33.15
15 Olney, Willis	15 MAG4	35.70	34.77
16 Uzelac, Aleksander	15 SEC4	38.58	37.44
17 Turner, Nickolas	15 SEC4	40.79	39.72

Event 8 Girls 15 Year Olds 50 LC Meter Butterfly

Name	Age Team	Seed	Finals
1 Goldmann, Charli	15 PAC4	30.17	30.22
2 Robertson, Alexandra	15 ARD4	30.61	30.57
3 Goodridge, Gabriella	15 TES4	30.87	30.61
4 Bannon, Grace	15 STC4	31.24	31.17
5 Teague, Jazmyn	15 Macquarie Colleg	32.90	31.75
6 Rudder, Cara	15 CAS4	32.96	32.24
7 Woodbury, Sarah	15 TAN4	31.55	32.41
8 Zofrea, Eva	15 PHS4	33.02	32.90
9 Gavin, Jamie	15 RH_4	37.14	33.18
10 Behringer, Alexsis	15 GRG4	34.90	34.37
11 Dilley, Alyssa	15 NAC4	35.81	35.81
12 Janse Van Rensburg, Lean	15 SHE4	35.58	36.15
13 Kiel, Laura	15 MAG4	44.63	39.97

Event 9 Boys 16 Year Olds 50 LC Meter Butterfly

Name	Age Team	Seed	Finals
1 Walker, Ryan	16 NGS4	28.15	27.26
2 Watts, Nathan	16 CAS4	28.06	27.39
3 Hurley, Damon	16 WCC4	28.02	27.42
4 Welfare, Luca	16 IGS4	28.66	28.16
5 Pajor, Alon	16 MOR4	29.50	28.76
6 Bolte, Patrick	16 CAS4	29.39	28.88
7 Tupper, Daniel	16 PAC4	29.79	29.47
8 Light, Caine	16 WCC4	30.13	29.97



9 Scott, Henry	16 SLG4	30.86	30.21
10 Wong, Mitchell	16 PHS4	NT	31.04
11 Cupitt, Cody	16 WAC4	31.56	31.16
12 Jelacic, Adrian	16 HAC4	32.33	32.73
13 McLean, Conor	16 NAC4	32.72	32.91
14 Salloum, Hassan	16 STM4	33.62	33.68
15 Strong, Reagan	16 SHE4	35.08	35.70
16 Edward, James	16 SMC4	37.93	38.47
17 Johnston, Angus	16 OGS4	44.67	40.23

Event 10 Girls 16 Year Olds 50 LC Meter Butterfly

Name	Age Team	Seed	Finals
1 Seton, Georgina	16 MAS4	31.83	30.62
2 Anderson, Jasmine	16 Macquarie Colleg	33.38	31.10
3 Wheeler, Lauren	16 WCC4	32.56	32.86
4 Fallon, Emma	16 AAC4	33.19	33.34
5 King, Kyra	16 TIG4	33.58	33.48
6 Griffith, Sarah	16 GRG4	33.83	34.67
7 de Castro, Georgia	16 THG4	34.69	35.65
8 Orman, Georgie	16 CAS4	36.29	35.79
9 Dixon, Elizabeth	16 MAG4	36.65	35.90
10 Stacey, Jessica	16 SHE4	36.14	36.14
11 Mahn, Ashleigh	16 PHS4	39.24	39.54
12 Labanac, Aleksandra	16 SEC4	45.09	42.58
13 Grieve, Sarah	16 HES4	41.06	42.61

Event 11 Boys 17 Year Olds 50 LC Meter Butterfly

Name	Age Team	Seed	Finals
1 Thomas, Harrison	17 AAC4	27.01	26.59
2 Melas, Constandinos	17 SEC4	31.72	27.34
3 Woolley, Cooper	17 CCA4	28.50	27.54
4 De Lutiis, Nathan	17 TIG4	27.95	27.64
5 Gaynor, Timothy	17 TIG4	28.10	27.98
6 Gray, Jackson	17 BAC4	28.49	28.02
7 McLean, Justin	17 ARD4	28.77	29.10
7 Tucker, Kenneth	17 SPC4	30.09	29.10
9 Steele, Aiden	17 SHE4	31.23	31.14
10 Cremer, Isaac	17 MOR4	34.37	34.01

Event 12 Girls 17 Year Olds 50 LC Meter Butterfly

Name	Age Team	Seed	Finals
1 Irving, Brooke	17 WCC4	32.20	31.38
2 Porteus, Corryn	17 SPC4	32.55	31.43
3 Massingham, Jana	17 TIG4	31.44	31.44
4 Scullino, Madeline	17 THA4	32.94	32.43
5 Yu, Evelyn	17 TAN4	33.83	33.57
6 Tombs, Latika	17 PHS4	34.45	33.72
7 Robson, Georgia	17 TIG4	32.60	33.86
8 Hayim, Shira	17 MOR4	33.50	34.18
9 Fordy, Isabella	17 PHS4	35.90	35.56
10 Jones, Chloe	17 Macquarie Colleg	36.65	35.62
11 Geelan, Lucy	17 Macquarie Colleg	36.24	35.69

Event 13 Boys 18 & Over 50 LC Meter Butterfly



Name	Age	Team	Seed	Finals
1 Dorrian-Nancarrow, Ethan	18	TIG4	26.43	26.21
2 Ebeling, Adam	18	MAS4	28.46	27.91
3 Rae, William	18	SPS4	29.68	28.71
4 Pulling, Bevan	18	GRG4	31.11	30.74
5 Constantinidies, Vasilis	18	HAC4	33.78	33.15
6 Hogan, Lucas	18	HVG4	34.32	33.99
7 Bailey, Callum	18	RBS4	39.49	40.15
8 Bolton, Lachlan	18	RBS4	39.58	41.30

Event 14 Girls 18 & Over 50 LC Meter Butterfly

Name	Age	Team	Seed	Finals
1 Woodbury, Annabelle	18	TAN4	30.90	31.07
2 Craig, Elise	18	WCC4	31.28	31.41
3 Williams, Kendall	18	Macquarie Colleg	32.92	32.00
4 Ngatuvai, Moana	18	HVG4	34.56	32.87
5 Seton, Sophia	18	MAS4	34.54	33.85
6 Hayne, Holly	18	SHE4	34.47	34.19
7 Fry, Olivia	18	WCC4	33.89	34.90
8 Furley, Emmaline	18	THA4	35.50	34.96
9 Sheehan, Brooke	18	BAC4	38.15	38.19
10 Goodwin, Meg	18	STC4	40.38	39.08
11 Ongley, Megan	18	RBS4	49.25	47.82

Event 15 Mixed 12-19 50 LC Meter Butterfly Multi Class Multi-Class

Name	Age	Team	Seed	Finals
1 Elliott, Maddison S8	18	BTA4	37.19	34.13
2 Nekic, Abby S14	17	GRG4	38.65	J38.46
3 Brown, Tyler S10	14	GRG4	37.06	J35.45
4 Briedenhann, Johan S10	16	SPC4	39.48	J37.44
5 Nadaskay, Zeke S10	15	HAC4	36.99	J37.61
6 Scott, Amelia S9	15	PHS4	NT	1:00.91
-- Said, Benjamin S13	15	SLG4	NT	DQ

Event 16 Boys 12-14 200 LC Meter Freestyle

Name	Age	Team	Seed	Finals
1 Hanrahan, Jack	14	PAC4	2:12.24	2:12.27
2 Cummins, Sam	14	CCA4	2:15.69	2:14.14
3 Potash, Ben	14	MOR4	2:15.70	2:15.86
4 Jeffery, Oscar	14	NGS4	2:16.87	2:16.17
5 Matar, Omar	13	TIG4	2:18.03	2:19.23
6 McKenna, Hamish	14	SPS4	2:21.89	2:25.70
7 Antonir, Noam	14	MOR4	2:28.17	2:28.81
8 Kanaley, Robert	13	IGS4	2:27.03	2:31.00
9 Garufi, Declan	13	ARD4	NT	2:31.57
10 Henry, Brooklyn (Brook)	14	NAC4	2:39.87	2:33.26
11 Thomas, Callum	13	WCC4	2:30.26	2:33.55
12 Andrews, Preston	12	HAC4	2:29.11	2:34.11
13 Gibson, Micah	13	SHE4	2:47.72	2:44.16



Event 17 Girls 12-14 200 LC Meter Freestyle

Name	Age	Team	Seed	Finals
1 Fayers, Cassandra	14	SPN4	2:13.07	2:11.53
2 Teleki, Kaitlin	14	RHA4	2:18.61	2:15.91
3 Brown, Sydney	13	SHE4	2:23.17	2:17.01
4 Buckley, Hannah	14	PHS4	2:21.29	2:19.68
5 Forti, Charlotte	13	PAC4	2:27.36	2:22.20
6 Porteus, Krystal	14	SPC4	2:25.37	2:24.04
7 Gurevich, Bridget	13	MA_4	2:30.33	2:25.60
8 Mortimer, Caitlyn	14	TIG4	3:30.91	2:27.77
9 Dein, Rhiannon	13	Avondale	NT	2:28.68
10 Field, Georgia	14	PAC4	2:30.53	2:28.89
11 Hughes, Ella	14	NAC4	2:30.48	2:31.97
12 Harkins, Chelsea	14	NG_4	2:35.25	2:37.86
13 Yuan, Marina	14	RBS4	2:55.45	2:49.35
14 Binios, Anastasia	13	STM4	3:26.66	3:34.31

Event 18 Boys 15-16 200 LC Meter Freestyle

Name	Age	Team	Seed	Finals
1 Pajor, Alon	16	MOR4	2:07.56	2:00.72
2 Morphew-Watson, Zayne	15	SPS4	2:04.27	2:02.33
3 Walker, Ryan	16	NGS4	2:06.07	2:03.03
4 Lucas, Joel	15	SPC4	2:09.10	2:06.59
5 Katz, Judd	16	MOR4	2:14.70	2:08.57
6 Welfare, Luca	16	IGS4	2:09.33	2:10.48
7 Charlston, Jack	15	SHE4	2:12.89	2:11.69
8 Wartmann, Aaron	16	WCC4	2:11.51	2:14.15
9 Dearden, Jarrod	15	THG4	2:14.23	2:17.83
10 Homann, Joshua	15	AAC4	2:15.02	2:18.93
11 Cupitt, Cody	16	WAC4	3:20.69	2:19.10

Event 19 Girls 15-16 200 LC Meter Freestyle

Name	Age	Team	Seed	Finals
1 Anderson, Jasmine	16	Macquarie Colleg	2:16.81	2:15.22
2 Lenarduzzi, Pia	15	PHS4	2:19.00	2:15.69
3 Bannon, Grace	15	STC4	2:17.32	2:17.12
4 McLoughlin, Imogen	15	CCA4	2:26.93	2:20.54
5 Wheeler, Lauren	16	WCC4	2:20.42	2:20.94
6 Behringer, Alexis	15	GRG4	2:27.77	2:27.41
7 Goodridge, Gabriella	15	TES4	2:31.83	2:30.28
8 Dilley, Alyssa	15	NAC4	2:32.39	2:32.63
9 Doberer, Natasha	15	SPA4	NT	2:35.81
10 Perry, Brooke	16	HES4	2:42.43	2:38.44
11 Dixon, Elizabeth	16	MAG4	2:36.69	2:39.85
12 Liney, Sophie	16	ARD4	NT	2:42.64
13 Facchin, Alicia	15	AAC4	2:42.94	2:45.31

Event 20 Boys 17 & Over 200 LC Meter Freestyle

Name	Age	Team	Seed	Finals
1 Dorrian-Nancarrow, Ethan	18	TIG4	1:55.83	2:02.51
2 De Lutiis, Nathan	17	TIG4	2:02.99	2:03.31
3 Woolley, Cooper	17	CCA4	2:04.56	2:03.69



4 Gray, Jackson	17 BAC4	2:04.10	2:03.72
5 Melas, Constandinos	17 SEC4	2:16.41	2:06.12
6 Thomas, Harrison	17 AAC4	2:08.34	2:09.35
7 Godbille, Nicolas	17 NG_4	2:25.59	2:13.86
8 Dean, Nathaniel	17 NGS4	NT	2:16.16
9 Charlton, Jack	17 NG_4	2:36.15	2:26.72

Event 21 Girls 17 & Over 200 LC Meter Freestyle

Name	Age Team	Seed	Finals
1 Scullino, Madeline	17 THA4	2:09.63	2:15.65
2 Woodbury, Annabelle	18 TAN4	2:17.53	2:19.18
3 Reuven, Laila	17 MOR4	2:31.86	2:22.23
4 Porteus, Corryn	17 SPC4	2:33.26	2:28.35
6 Bentley, Kayla	17 PAC4	2:24.61	J2:30.26
7 Jamgotchian, Emily	17 NG_4	2:28.68	J2:30.88
8 Fry, Olivia	18 WCC4	2:30.66	J2:34.20
9 Fordy, Isabella	17 PHS4	2:41.74	J2:39.40
10 Hayne, Holly	18 SHE4	2:43.77	J2:42.56
11 Schier, Aimee	17 SHE4	2:57.91	J3:00.75

Event 21 Girls 200 LC Meter Freestyle Multi-Class

Name	Age Team	Seed	Finals
5 Elliott, Maddison S8	18 BTA4	2:34.69	J2:28.49

Event 22 Boys 12 Year Olds 50 LC Meter Backstroke

Name	Age Team	Seed	Finals
1 Jeffery, Gabriel	12 NGS4	36.68	35.94
2 Andrews, Preston	12 HAC4	37.86	36.32
3 Nekic, Ethan	12 GRG4	40.53	41.20
4 Andrews, Edward	12 SPN4	41.80	41.46
5 Anderson, Kaleb	12 TIG4	42.66	42.52
6 Gillespie, Sasha	12 PHS4	44.25	42.92
7 Bone, Matthew (Matt)	12 PAC4	43.25	43.94
8 Kalish, Dillon	12 MOR4	46.55	45.51
9 Wippell, Angus	12 MAG4	48.02	45.57
10 Hughes, Thomas	12 SHE4	52.98	48.42
11 Cummins, Thomas	12 WCC4	49.25	49.94
12 Guth, Azi	12 MA_4	48.42	50.50
13 Douiehi, Pierre	12 STM4	54.96	53.04
14 Menday, William	12 IGS4	48.64	53.87
15 Liang, Sheldon	12 NAC4	1:01.75	55.10

Event 23 Girls 12 Year Olds 50 LC Meter Backstroke

Name	Age Team	Seed	Finals
1 Scheideman, Frederika	12 RH_4	40.08	37.04
2 Burns, Victoria	12 BTA4	39.58	38.24
3 Russell, Abbey	12 WCC4	38.59	38.81
4 French, Alexis	12 CAS4	39.38	39.26
5 King, Mathilda	12 STC4	41.73	40.85
6 Millmann, Sarah	12 AAC4	42.82	42.63
7 Doberer, Danika	12 SPA4	44.67	43.42
8 Neal, Grace	12 ARD4	43.06	43.56



9	Norris, Eliza-Jane	12	SCA4	44.82	45.10
10	Peach, Lauren	12	PHS4	44.92	45.49
11	Hurst, Anna	12	PHS4	47.44	46.05
12	Noble, Bianca	12	BAC4	45.61	46.21
13	Bucknell, Isabella	12	SLG4	45.99	46.40
14	Dangerfield, Ella	12	HES4	46.82	47.67
15	McMahon, Elle	12	GRG4	49.05	48.40
16	Byrnes, Ella	12	MAG4	50.26	52.66
17	Makris, Elle	12	SEC4	49.93	52.80
18	Stathopoulos, Chrystie	12	SEC4	56.68	55.53

Event 24 Boys 13 Year Olds 50 LC Meter Backstroke

Name	Age	Team	Seed	Finals
1	Vine, Cameron	13 NG_4	35.49	34.81
2	Matar, Omar	13 TIG4	35.87	34.83
3	Kanaley, Robert	13 IGS4	37.84	36.34
4	Phillips, Timothy	13 GRG4	37.64	36.77
5	Hurley, Ryan	13 WCC4	36.27	36.91
6	Ray, Murray	13 WAC4	36.59	36.96
7	Thomas, Callum	13 WCC4	37.16	37.25
8	Sellars, Jack John	13 SPC4	38.80	37.87
9	Flint, Ben	13 HEC4	40.24	38.02
10	Gibson, Micah	13 SHE4	39.48	38.37
11	Olney, Hugh	13 MAG4	39.73	38.76
12	Collison, Archie	13 NAC4	41.59	39.34
13	Stanfield, Cameron M	13 LGS4	40.14	39.76
14	Germane, Charlie	13 MOR4	41.66	41.92
15	Obst, Cameron	13 PHS4	42.45	41.96
16	Burns, Gregory	13 RBS4	48.72	47.12
17	Salloum, Rami	13 STM4	48.27	47.94

Event 25 Girls 13 Year Olds 50 LC Meter Backstroke

Name	Age	Team	Seed	Finals
1	Dobbins, Emily	13 Macquarie Colleg	36.97	33.84
2	Gurevich, Bridget	13 MA_4	35.52	34.22
3	Forti, Charlotte	13 PAC4	35.98	35.09
4	Brown, Sydney	13 SHE4	37.20	35.45
5	McLoughlin, Chloe	13 CCA4	37.26	35.66
6	Henshaw, Abbie	13 BAC4	37.49	36.46
7	Fauchon, Amelia	13 CAS4	37.68	37.02
8	Cummins, Jaime	13 PHS4	36.59	37.18
9	Katkjaer, Eva	13 TIG4	37.49	37.29
10	Brennan, Kaylah	13 SHE4	42.00	38.77
11	Ramirez, Noelle	13 MTG4	38.09	39.10
12	Pajor, Hannah	13 MOR4	40.24	39.61
13	Clifton, Sofia	13 IGS4	44.11	41.29
14	Uzelac, Iliana	13 SEC4	46.06	43.28
15	Lyons, Quinn	13 MAG4	45.58	44.23
16	Ibrahim, Idah	13 All Saints GS	NT	49.36

Event 26 Boys 14 Year Olds 50 LC Meter Backstroke

Name	Age	Team	Seed	Finals
1	Peknice, Toby	14 SLG4	32.59	32.12
2	Jeffery, Oscar	14 NGS4	34.00	33.63



3	Hanrahan, Jack	14	PAC4	34.34	34.07
4	Tait, Angus	14	NGS4	36.09	34.34
5	Leka, Christopher	14	AAC4	33.93	34.96
6	Cummins, Sam	14	CCA4	36.40	35.51
7	Healey, James	14	TIG4	35.93	35.94
8	Gu, Raymond	14	WCC4	37.56	36.77
9	Kwak, Jaydon	14	RBS4	40.21	38.17
10	Antonir, Noam	14	MOR4	38.06	38.43
11	Ebert, Jordan	14	RBS4	41.15	38.91
12	Davis, Tyler	14	RH_4	38.30	38.98
13	Robinson, Nicholas	14	SHE4	39.20	39.06
14	Heinola, Tony	14	RH_4	39.46	39.14
15	Rees, Mitchell	14	WCC4	39.60	39.29
16	Hawkins, Nicholas	14	PHS4	NT	39.72
17	Abeshouse, Noah	14	MOR4	NT	40.68
18	Johnston, Jock	14	OGS4	42.87	41.64

Event 27 Girls 14 Year Olds 50 LC Meter Backstroke

Name	Age	Team	Seed	Finals	
1	Charlton, Olivia	14	NG_4	33.95	33.28
2	Teleki, Kaitlin	14	RHĀ4	33.76	33.67
3	Heiniger, Taylor	14	SLG4	34.37	33.76
4	Bacic-Johnston, Aria	14	TIG4	36.25	33.98
5	Porteus, Krystal	14	SPC4	35.82	34.85
6	Harris, Sarah	14	Macquarie Colleg	35.11	35.71
7	Fayers, Cassandra	14	SPN4	36.28	36.09
8	DE Rooy, Claudia	14	NAC4	38.58	36.39
9	Hughes, Ella	14	NAC4	36.60	36.62
10	Portelli, Mia	14	GRG4	37.00	36.84
11	Hastie, Jena-Elle	14	PHS4	36.84	37.31
12	Andrews, Sapphrine	14	HAC4	37.64	37.35
13	Hicks, Emily	14	PHS4	38.13	38.02
14	Berson, Jade	14	TES4	39.52	38.30
15	Yuan, Marina	14	RBS4	40.99	39.21
16	Tsekouras, Silvie	14	All Saints GS	44.97	45.51
17	Noble, Isabella	14	OGS4	53.26	54.23

Event 28 Boys 15 Year Olds 50 LC Meter Backstroke

Name	Age	Team	Seed	Finals	
1	Homann, Joshua	15	AAC4	30.65	30.53
2	Bowen, Bryn	15	SPN4	31.11	30.71
3	Lucas, Joel	15	SPC4	32.38	31.10
4	Nichols, Calan	15	THA4	31.84	31.37
5	Steer, Daniel	15	NG_4	31.83	31.41
6	Hayne, Cameron	15	SHE4	32.76	32.65
7	Bueno, Ronan	15	MAS4	33.11	32.70
8	Gillard, Caleb	15	Macquarie Colleg	33.35	33.32
9	Havenga, Deniel	15	HAC4	33.56	34.07
10	Dumas, Victor	15	SLG4	33.95	35.31
11	Thacker, Jarod	15	PHS4	34.42	35.62
12	Christie, Dylan	15	TES4	35.77	36.36
13	Amoils, Adam	15	MOR4	36.47	36.44
14	Olney, Willis	15	MAG4	41.62	37.98
15	Turner, Nickolas	15	SEC4	42.09	40.50



Event 29 Girls 15 Year Olds 50 LC Meter Backstroke

Name	Age Team	Seed	Finals
1 Chan, Felicity	15 THG4	33.92	32.92
2 Bannon, Grace	15 STC4	34.60	34.01
3 Black, Sarah	15 AAC4	34.82	34.41
4 Goldmann, Charli	15 PAC4	34.31	34.82
4 Teague, Jazmyn	15 Macquarie Colleg	34.29	34.82
6 Jarvis, Sophie	15 WCC4	34.87	35.97
7 Rudder, Cara	15 CAS4	35.70	36.11
8 Goodridge, Gabriella	15 TES4	35.12	36.14
9 Norman, Isabella	15 WAC4	37.46	36.19
10 Dilley, Alyssa	15 NAC4	37.75	37.15
11 Fordy, Alexandra	15 PHS4	38.76	37.45
12 Doberer, Natasha	15 SPA4	39.39	38.74
13 Watson, Charlie	15 OGS4	45.15	43.81

Event 30 Boys 16 Year Olds 50 LC Meter Backstroke

Name	Age Team	Seed	Finals
1 Hurley, Damon	16 WCC4	31.02	29.62
2 Welfare, Luca	16 IGS4	29.97	29.82
3 Watts, Nathan	16 CAS4	32.54	31.52
4 Walker, Ryan	16 NGS4	32.10	31.54
5 Pajor, Alon	16 MOR4	31.91	31.80
6 Wong, Mitchell	16 PHS4	33.35	32.44
7 Cupitt, Cody	16 WAC4	32.82	33.21
8 Light, Caine	16 WCC4	32.96	33.38
9 Scott, Henry	16 SLG4	35.62	34.49
10 McLean, Conor	16 NAC4	37.08	35.74
11 Dalianis, Harrison	16 THA4	36.55	35.81
12 DE Rooy, Callum	16 NAC4	39.17	37.09
13 Tsekouras, Tollie	16 All Saints GS	40.31	41.30

Event 31 Girls 16 Year Olds 50 LC Meter Backstroke

Name	Age Team	Seed	Finals
1 Seton, Georgina	16 MAS4	32.41	31.72
2 Anderson, Jasmine	16 Macquarie Colleg	35.11	32.90
3 King, Kyra	16 TIG4	33.72	34.75
4 de Castro, Georgia	16 THG4	35.13	35.19
5 Wheeler, Lauren	16 WCC4	36.50	36.88
6 Orman, Georgie	16 CAS4	37.27	37.31
7 Porteus, Haylee	16 SPC4	39.28	37.51
8 Fallon, Emma	16 AAC4	38.60	37.88
9 Herlihy, Jessica	16 SLG4	38.69	37.91
10 Dixon, Elizabeth	16 MAG4	39.19	38.67
11 Zimerman, Erin	16 MOR4	38.63	39.09
12 Mahn, Ashleigh	16 PHS4	41.47	41.76
13 Labanac, Aleksandra	16 SEC4	45.62	45.88
14 Poyitt, Miriam	16 RBS4	46.18	46.24

Event 32 Boys 17 Year Olds 50 LC Meter Backstroke

Name	Age Team	Seed	Finals
1 Thomas, Harrison	17 AAC4	28.87	28.57



2	Godbille, Nicolas	17	NG_4	30.12	29.41
3	Woolley, Cooper	17	CCA4	30.90	30.00
4	Dean, Nathaniel	17	NGS4	30.26	30.21
5	Gaynor, Timothy	17	TIG4	30.99	30.86
6	Melas, Constandinos	17	SEC4	35.44	30.97
7	Hughes, Liam	17	Macquarie Colleg	33.00	31.17
8	McLean, Justin	17	ARD4	31.29	31.80
9	Gray, Jackson	17	BAC4	31.41	32.53
10	Gordon, Mason	17	PHS4	35.59	34.66
11	Williamson, Bailey	17	SHE4	39.21	35.49
12	Senior, Scott	17	SPA4	38.17	38.27
13	Shaw, Liam	17	RBS4	42.18	42.27

Event 33 Girls 17 Year Olds 50 LC Meter Backstroke

Name	Age	Team	Seed	Finals
1	Irving, Brooke	17 WCC4	34.80	33.13
2	Hayim, Shira	17 MOR4	36.13	35.45
3	Porteus, Corryn	17 SPC4	36.59	35.55
4	Chan, Charlotte	17 THG4	36.91	35.67
5	Geelan, Lucy	17 Macquarie Colleg	37.04	36.20
6	Jones, Chloe	17 Macquarie Colleg	38.17	36.24
7	Williams, Caitlin	17 BAC4	37.31	36.52
8	Tombs, Latika	17 PHS4	37.49	37.19
9	Massingham, Jana	17 TIG4	36.99	37.58
10	Bentley, Kayla	17 PAC4	37.74	38.48
11	Fordy, Isabella	17 PHS4	37.68	38.54
12	Homann, Caitlin	17 AAC4	NT	39.25
13	Burns, Andrea	17 RBS4	46.94	44.77

Event 34 Boys 18 & Over 50 LC Meter Backstroke

Name	Age	Team	Seed	Finals
1	Dorrian-Nancarrow, Ethan	18 TIG4	29.72	30.67
2	Harbord, Frederick (Blak	18 BAC4	34.15	33.64
3	Pulling, Bevan	18 GRG4	34.11	34.29
4	Constantinidies, Vasilis	18 HAC4	35.42	34.94
5	Tually, Damon	18 Macquarie Colleg	38.61	37.45
6	Rae, William	18 SPS4	38.79	37.52
7	Bolton, Lachlan	18 RBS4	40.72	40.57
8	Carroll, Sam	18 HES4	43.62	41.03
9	Bailey, Callum	18 RBS4	42.72	41.41

Event 35 Girls 18 & Over 50 LC Meter Backstroke

Name	Age	Team	Seed	Finals
1	Seton, Sophia	18 MAS4	34.14	33.96
2	Craig, Elise	18 WCC4	35.83	34.00
3	Williams, Kendall	18 Macquarie Colleg	36.15	36.28
4	Hayne, Holly	18 SHE4	40.29	36.95
5	Ngatuvai, Moana	18 HVG4	38.35	37.70
6	Goodwin, Meg	18 STC4	38.45	38.15
7	Fry, Olivia	18 WCC4	38.56	38.23
8	Furley, Emmaline	18 THA4	40.91	40.07
9	Griffiths, Lauren	18 AAC4	41.71	41.19
10	Wootton, Shelby	18 BAC4	41.59	41.80
11	Muir, Mae	18 HES4	44.07	43.27



-- Ongley, Megan

18 RBS4

47.21

DQ

Event 36 Mixed 12-19 50 LC Meter Backstroke Multi Class Multi-Class

Name	Age	Team	Seed	Finals
1 Elliott, Maddison S8	18	BTA4	41.93	38.02
2 Nekic, Abby S14	17	GRG4	43.91	J43.95
3 Brown, Tyler S10	14	GRG4	39.49	J39.37
4 Briedenhann, Johan S10	16	SPC4	41.40	J39.81
5 Nadaskay, Zeke S10	15	HAC4	40.73	J40.95
6 Scott, Amelia S9	15	PHS4	NT	50.22
7 Brown, Ethan S10	13	SLG4	NT	59.57
8 Said, Benjamin S13	15	SLG4	NT	1:03.58
9 Rasmussen, Lachlan S14	13	CAS4	1:22.46	1:16.27
10 Toumi-Cussinet, Illyphe	16	PHS4	NT	1:27.13

Event 37 Boys 12 Year Olds 100 LC Meter Freestyle

Name	Age	Team	Seed	Finals
1 Andrews, Preston	12	HAC4	1:07.27	1:05.79
2 Jeffery, Gabriel	12	NGS4	1:09.39	1:06.08
3 Bone, Matthew (Matt)	12	PAC4	1:14.47	1:14.90
4 Andrews, Edward	12	SPN4	1:16.26	1:17.15
5 Nekic, Ethan	12	GRG4	1:19.28	1:18.04
6 Gillespie, Sasha	12	PHS4	1:22.18	1:20.17
7 Wippell, Angus	12	MAG4	1:18.22	1:20.50
8 Anderson, Kaleb	12	TIG4	1:23.36	1:21.39
9 Hughes, Thomas	12	SHE4	1:27.69	1:26.65
10 Cummins, Thomas	12	WCC4	1:31.69	1:27.21
11 Faehringer, BJ	12	AAC4	1:35.31	1:31.31

Event 38 Girls 12 Year Olds 100 LC Meter Freestyle

Name	Age	Team	Seed	Finals
1 King, Mathilda	12	STC4	1:15.14	1:14.02
2 French, Alexis	12	CAS4	1:13.66	1:14.18
3 Smith, Alexandria	12	NGS4	1:19.32	1:15.90
4 Russell, Abbey	12	WCC4	1:19.04	1:18.94
5 Neal, Grace	12	ARD4	1:21.06	1:19.76
6 Hart, Tia	12	WCC4	1:21.99	1:20.67
7 Wilcox, Frances	12	SLG4	1:22.47	1:21.41
8 Norris, Eliza-Jane	12	SCA4	1:24.14	1:22.57
9 Peck, Kiera	12	NAC4	1:28.12	1:24.70
10 Noble, Bianca	12	BAC4	1:30.59	1:27.97
11 Hanna, Marina	12	PAC4	1:31.65	1:29.37
12 Peach, Lauren	12	PHS4	1:31.54	1:29.54
13 Ostryn, Zara	12	PHS4	1:27.40	1:30.72
14 Dangerfield, Ella	12	HES4	1:35.29	1:31.45
15 Athanasatos, Olga-Liana	12	All Saints GS	1:51.76	1:46.10
16 Byrnes, Ella	12	MAG4	1:52.34	1:53.13

Event 39 Boys 13 Year Olds 100 LC Meter Freestyle

Name	Age	Team	Seed	Finals
1 Matar, Omar	13	TIG4	1:01.59	1:00.32
2 Giason, Ben	13	TIG4	1:04.85	1:04.14



3	Phillips, Timothy	13	GRG4	1:07.56	1:06.19
4	Kanaley, Robert	13	IGS4	1:11.74	1:09.31
5	Ryan, Marcus	13	CAS4	1:10.36	1:09.64
6	Willis, Cambell	13	BTA4	1:09.29	1:09.77
7	Sellars, Jack John	13	SPC4	1:10.49	1:10.73
8	Garufi, Declan	13	ARD4	1:11.69	1:10.82
9	Hurley, Ryan	13	WCC4	1:12.03	1:11.38
10	Gibson, Micah	13	SHE4	1:13.02	1:11.51
11	Vine, Cameron	13	NG_4	1:10.55	1:11.89
12	Olney, Hugh	13	MAG4	1:11.69	1:12.18
13	Mahoney, John	13	PHS4	1:14.68	1:13.23
14	Germane, Charlie	13	MOR4	1:15.99	1:16.23
15	Tzakos, Alexander	13	All Saints GS	1:27.70	1:27.34
16	Burns, Gregory	13	RBS4	1:33.31	1:33.20
--	Maxted, Thomas	13	NAC4	1:14.59	DQ

Event 40 Girls 13 Year Olds 100 LC Meter Freestyle

Name	Age	Team	Seed	Finals
1	Brown, Sydney	13 SHE4	1:06.95	1:02.60
2	Forti, Charlotte	13 PAC4	1:06.17	1:04.43
3	Fauchon, Amelia	13 CAS4	1:07.53	1:05.42
4	Gurevich, Bridget	13 MA_4	1:09.38	1:06.91
5	Katkjaer, Eva	13 TIG4	1:08.25	1:07.59
6	Dein, Rhiannon	13 Avondale	1:08.50	1:07.68
7	Brennan, Kaylah	13 SHE4	1:11.55	1:07.70
8	Dobbins, Emily	13 Macquarie Colleg	1:08.05	1:08.30
9	Silove, Jade	13 ARD4	1:10.38	1:10.47
10	Henshaw, Abbie	13 BAC4	1:12.53	1:10.98
11	Hussein, Ella-Kate	13 WCC4	1:10.39	1:12.26
12	Pajor, Hannah	13 MOR4	1:13.88	1:13.62
13	Rufus, Trinity	13 MAG4	1:18.39	1:17.42
14	Uzelac, Iliana	13 SEC4	1:28.02	1:26.18
15	Binios, Anastasia	13 STM4	1:27.41	1:31.82

Event 41 Boys 14 Year Olds 100 LC Meter Freestyle

Name	Age	Team	Seed	Finals
1	Hanrahan, Jack	14 PAC4	1:01.69	59.82
2	Leka, Christopher	14 AAC4	1:01.39	1:00.85
3	Jeffery, Oscar	14 NGS4	1:01.25	1:00.98
4	Healey, James	14 TIG4	1:02.73	1:01.38
5	Gu, Raymond	14 WCC4	1:04.29	1:03.66
6	Potash, Ben	14 MOR4	1:03.27	1:03.82
7	Cummins, Sam	14 CCA4	1:04.05	1:04.32
8	Peknice, Toby	14 SLG4	1:06.75	1:04.69
9	McKenna, Hamish	14 SPS4	1:05.93	1:06.46
10	Antonir, Noam	14 MOR4	1:08.93	1:08.46
11	Henry, Brooklyn (Brook)	14 NAC4	1:11.64	1:09.13
12	Rogers, Joel	14 RHA4	1:10.31	1:10.38
13	Davis, Tyler	14 RH_4	1:03.00	1:10.73
14	Johnston, Jock	14 OGS4	1:13.00	1:14.04
15	Rooney, Lachlan	14 SHE4	1:16.09	1:14.80
16	Bhat, Aman	14 SMC4	1:23.91	1:28.01
17	Aurish, Baxter	14 TMC4	NT	1:32.06



Event 42 Girls 14 Year Olds 100 LC Meter Freestyle

Name	Age	Team	Seed	Finals
1 Fayers, Cassandra	14	SPN4	1:01.66	1:00.65
2 Teleki, Kaitlin	14	RHA4	1:04.25	1:03.18
3 Buckley, Hannah	14	PHS4	1:05.36	1:05.03
4 Charlton, Olivia	14	NG_4	1:05.69	1:05.85
5 Berry, Gracie	14	RH_4	1:05.00	1:06.52
6 Cantrill, Amy	14	CAS4	1:06.17	1:06.88
7 Hughes, Ella	14	NAC4	1:08.95	1:07.03
8 Mortimer, Caitlyn	14	TIG4	1:07.41	1:08.25
9 Ray, Holly	14	WAC4	1:08.86	1:09.19
10 Field, Georgia	14	PAC4	1:07.19	1:09.61
11 Harkins, Chelsea	14	NG_4	1:09.47	1:10.32
12 Berson, Jade	14	TES4	1:12.20	1:11.33
13 Pascoe, Chelsea	14	NAC4	1:15.47	1:11.38
14 Hastie, Jena-Elle	14	PHS4	1:12.46	1:12.94
15 Yuan, Marina	14	RBS4	1:18.96	1:16.90
16 Poyitt, Evelyn	14	RBS4	1:36.04	1:34.45
17 McMaster, Emma	14	OGS4	1:37.45	1:36.34

Event 43 Boys 15 Year Olds 100 LC Meter Freestyle

Name	Age	Team	Seed	Finals
1 Morphew-Watson, Zayne	15	SPS4	58.45	56.80
2 Bowen, Bryn	15	SPN4	58.66	57.19
3 Nichols, Calan	15	THA4	58.38	58.24
4 Lucas, Joel	15	SPC4	58.89	58.65
5 Elbourne, Jared	15	TES4	1:01.81	58.96
6 Homann, Joshua	15	AAC4	58.55	59.61
7 Amoils, Adam	15	MOR4	1:01.87	1:01.16
8 Bueno, Ronan	15	MAS4	1:01.17	1:01.70
9 Pinnington, James	15	PHS4	1:04.30	1:03.54
10 Steer, Daniel	15	NG_4	1:02.15	1:03.76
11 Dearden, Jarrod	15	THG4	1:01.46	1:04.52
12 Sampson, Dylan	15	SLG4	1:05.50	1:07.98
13 Hayne, Cameron	15	SHE4	1:06.96	1:09.15
14 Olney, Willis	15	MAG4	1:11.84	1:13.87
15 Uzelac, Aleksander	15	SEC4	1:19.06	1:21.41
16 Gibson, Adam	15	RBS4	1:26.60	1:26.05

Event 44 Girls 15 Year Olds 100 LC Meter Freestyle

Name	Age	Team	Seed	Finals
1 Bannon, Grace	15	STC4	1:03.36	1:03.31
2 Zofrea, Eva	15	PHS4	1:04.31	1:03.85
3 Woodbury, Sarah	15	TAN4	1:03.37	1:03.94
4 Goodridge, Gabriella	15	TES4	1:04.33	1:05.22
5 Behringer, Alexsis	15	GRG4	1:06.51	1:06.10
6 Teague, Jazmyn	15	Macquarie Colleg	1:06.88	1:06.24
7 Jarvis, Sophie	15	WCC4	1:05.69	1:06.94
8 Puri, Kala	15	PAC4	1:07.83	1:07.36
9 Black, Sarah	15	AAC4	1:05.72	1:07.66
10 Dilley, Alyssa	15	NAC4	1:11.43	1:08.89
11 Rudder, Cara	15	CAS4	1:08.08	1:08.94
12 Gavin, Jamie	15	RH_4	1:05.00	1:10.08
13 Elvy, Alexis	15	SHE4	1:12.41	1:11.67



14 Watson, Charlie 15 OGS4 1:19.00 1:15.52

Event 45 Boys 16 Year Olds 100 LC Meter Freestyle

Name	Age Team	Seed	Finals
1 Walker, Ryan	16 NGS4	57.68	56.04
2 Pajor, Alon	16 MOR4	58.18	56.69
3 Bolte, Patrick	16 CAS4	NT	59.19
4 Penkin, Samuel	16 MOR4	1:01.54	59.65
5 Welfare, Luca	16 IGS4	1:00.11	59.71
6 Tupper, Daniel	16 PAC4	59.91	59.94
7 Fleck, Karl	16 BTA4	1:00.63	1:00.01
8 Dalianis, Harrison	16 THA4	1:01.49	1:00.77
9 Hurley, Damon	16 WCC4	58.99	1:00.88
10 Wartmann, Aaron	16 WCC4	59.83	1:01.01
11 Cupitt, Cody	16 WAC4	1:01.51	1:02.25
12 Bolton, Anthony	16 RBS4	1:13.26	1:11.33
13 Kavvalos, John	16 All Saints GS	1:15.14	1:11.60
14 DE Rooy, Callum	16 NAC4	1:16.73	1:15.90
15 Strong, Reagan	16 SHE4	1:14.55	1:16.67
16 Johnston, Angus	16 OGS4	1:16.88	1:17.53

Event 46 Girls 16 Year Olds 100 LC Meter Freestyle

Name	Age Team	Seed	Finals
1 Anderson, Jasmine	16 Macquarie Colleg	1:06.76	1:01.68
2 Seton, Georgina	16 MAS4	1:03.79	1:01.89
3 Wheeler, Lauren	16 WCC4	1:04.08	1:04.47
4 King, Kyra	16 TIG4	1:04.32	1:05.77
5 Porteus, Haylee	16 SPC4	1:12.02	1:09.70
6 Griffith, Sarah	16 GRG4	1:07.53	1:09.95
7 Dixon, Elizabeth	16 MAG4	1:10.66	1:10.75
8 Bell, Brianna	16 SPS4	1:16.23	1:11.76
9 Perry, Brooke	16 HES4	1:15.02	1:12.77
10 Mahn, Ashleigh	16 PHS4	1:14.51	1:15.82
11 Fallon, Emma	16 AAC4	1:15.29	1:16.17
12 Stacey, Jessica	16 SHE4	1:20.42	1:22.81
13 Zammit, Carla	16 RBS4	1:25.08	1:24.84
14 Hughes, Pariselle	16 RBS4	1:27.23	1:25.61

Event 47 Boys 17 Year Olds 100 LC Meter Freestyle

Name	Age Team	Seed	Finals
1 Thomas, Harrison	17 AAC4	55.97	54.93
2 Godbille, Nicolas	17 NG_4	56.66	55.57
3 Gray, Jackson	17 BAC4	57.30	57.54
4 Woolley, Cooper	17 CCA4	58.95	58.26
5 Melas, Constandinos	17 SEC4	1:01.44	58.53
6 De Lutiis, Nathan	17 TIG4	57.77	59.28
7 Fayers, Jesse	17 SPN4	59.25	59.40
8 Hughes, Liam	17 Macquarie Colleg	1:00.73	59.90
9 Logan, Matthew	17 TIG4	1:01.54	59.96
10 Cremer, Isaac	17 MOR4	1:09.05	1:07.00
11 Williamson, Bailey	17 SHE4	1:12.86	1:07.33
12 Gordon, Mason	17 PHS4	NT	1:09.41



Event 48 Girls 17 Year Olds 100 LC Meter Freestyle

Name	Age	Team	Seed	Finals
1 Scullino, Madeline	17	THA4	1:01.53	1:01.36
2 Reuven, Laila	17	MOR4	1:08.62	1:04.58
3 Irving, Brooke	17	WCC4	1:04.97	1:05.06
4 Porteus, Corryn	17	SPC4	1:08.53	1:07.09
5 Geelan, Lucy	17	Macquarie Colleg	1:08.19	1:07.23
6 Bentley, Kayla	17	PAC4	1:07.12	1:07.54
7 Robson, Georgia	17	TIG4	1:06.88	1:07.75
8 Richardson, Hannah	17	SPN4	1:08.74	1:09.03
9 Fordy, Isabella	17	PHS4	1:10.89	1:09.25
10 Jamgotchian, Emily	17	NG_4	1:09.41	1:10.13

Event 49 Boys 18 & Over 100 LC Meter Freestyle

Name	Age	Team	Seed	Finals
1 Dorrian-Nancarrow, Ethan	18	TIG4	56.14	58.34
2 Pulling, Bevan	18	GRG4	1:03.05	1:02.67
3 Harbord, Frederick (Blak	18	BAC4	1:03.42	1:02.84
4 Rae, William	18	SPS4	1:05.79	1:07.10
5 Samuels, Zachary	18	ARD4	1:16.66	1:15.22

Event 50 Girls 18 & Over 100 LC Meter Freestyle

Name	Age	Team	Seed	Finals
1 Woodbury, Annabelle	18	TAN4	1:02.59	1:03.09
2 Craig, Elise	18	WCC4	1:07.91	1:06.46
3 Ngatuvai, Moana	18	HVG4	1:08.96	1:07.92
4 Fry, Olivia	18	WCC4	1:08.25	1:08.83
5 Seton, Sophia	18	MAS4	1:08.91	1:09.33
6 Penkin, Sabrina	18	MOR4	1:12.10	1:09.72
8 Hayne, Holly	18	SHE4	1:11.97	J1:09.98
9 Furley, Emmaline	18	THA4	1:14.71	J1:17.08

Event 50 Girls 18 & Over 100 LC Meter Freestyle Multi-Class

Name	Age	Team	Seed	Finals
7 Elliott, Maddison S8	18	BTA4	1:12.22	J1:12.17

Event 51 Boys 12 Year Olds 50 LC Meter Breaststroke

Name	Age	Team	Seed	Finals
1 Jeffery, Gabriel	12	NGS4	43.33	42.30
2 Andrews, Preston	12	HAC4	46.55	44.90
3 Nekic, Ethan	12	GRG4	44.20	45.05
4 Cummins, Thomas	12	WCC4	47.36	45.80
5 Andrews, Edward	12	SPN4	NT	48.59
6 Bell, Lachlan	12	AAC4	48.58	49.80
7 Galimard, Tindo	12	IFS4	51.98	50.75
8 Wippell, Angus	12	MAG4	54.64	51.61
9 Gillespie, Sasha	12	PHS4	53.79	53.08
10 Bone, Matthew (Matt)	12	PAC4	50.66	53.71
11 Hughes, Thomas	12	SHE4	58.46	54.16
12 Anderson, Kaleb	12	TIG4	55.70	54.82



13 Liang, Sheldon	12 NAC4	1:05.34	1:01.44
14 Flevaras, Adam	12 SEC4	1:00.69	1:01.51
-- Lowy, Matthew	12 TES4	51.66	DQ

Event 52 Girls 12 Year Olds 50 LC Meter Breaststroke

Name	Age Team	Seed	Finals
1 French, Alexis	12 CAS4	41.03	40.42
2 King, Mathilda	12 STC4	40.94	40.62
3 Scheideman, Frederika	12 RH_4	43.20	42.45
4 Hashemi Pour, Nazanin	12 WCC4	46.67	45.88
5 Burns, Victoria	12 BTA4	46.70	46.00
6 Millmann, Sarah	12 AAC4	47.13	47.88
7 Neal, Grace	12 ARD4	47.88	49.13
8 McDonald, Clara	12 SHE4	52.25	50.02
9 Noble, Bianca	12 BAC4	50.49	50.63
10 Ostryyn, Zara	12 PHS4	51.00	50.67
11 Norris, Eliza-Jane	12 SCA4	50.88	50.73
12 McMahon, Elle	12 GRG4	54.10	51.31
13 Dangerfield, Ella	12 HES4	55.41	52.38
13 Sarusi, Talya	12 MOR4	54.70	52.38
15 Turner, Zoe	12 TIG4	56.23	55.46
16 Stathopoulos, Chrystie	12 SEC4	59.94	1:01.55
-- Makris, Elle	12 SEC4	1:00.07	DQ

Event 53 Boys 13 Year Olds 50 LC Meter Breaststroke

Name	Age Team	Seed	Finals
1 Seol, Daniel	13 LGS4	39.97	38.62
2 Vine, Cameron	13 NG_4	39.72	39.06
3 Matar, Omar	13 TIG4	40.45	40.26
4 Thomas, Callum	13 WCC4	40.33	41.03
5 Ray, Murray	13 WAC4	41.37	41.70
6 Kanaley, Robert	13 IGS4	46.01	43.13
7 Ryan, Marcus	13 CAS4	43.15	43.41
8 Butcher, Joel	13 SLG4	43.27	43.64
9 Abidin, Ethan	13 WCC4	NT	44.16
10 Gibson, Micah	13 SHE4	45.39	44.42
11 Germane, Charlie	13 MOR4	46.21	45.54
12 Paver, Noah	13 RH_4	46.75	45.59
13 Willis, Cambell	13 BTA4	NT	45.76
14 Katz, Ariel	13 MOR4	46.06	46.89
15 Maxted, Thomas	13 NAC4	48.41	47.01
16 Vourtsanis, Dimitrios	13 SEC4	52.33	48.26
17 Olney, Hugh	13 MAG4	48.65	49.23
18 Tzakos, Alexander	13 All Saints GS	53.94	52.05

Event 54 Girls 13 Year Olds 50 LC Meter Breaststroke

Name	Age Team	Seed	Finals
1 Henshaw, Abbie	13 BAC4	38.93	39.23
2 Burton, Josie	13 ARD4	42.09	40.88
3 Cummins, Jaime	13 PHS4	43.04	41.19
4 Fisher, Eliza	13 SLG4	42.06	41.47
5 Fauchon, Amelia	13 CAS4	42.74	41.76
6 Brown, Sydney	13 SHE4	42.97	42.66
7 Fortunaso-Klocker, Emily	13 HVG4	42.68	42.91



8 Craig, Mia	13 WCC4	44.32	43.46
9 Dobbins, Emily	13 Macquarie Colleg	43.47	43.51
10 Coad, Lucy	13 NG_4	44.38	43.82
11 Vincent, Charlotte	13 MAG4	46.31	43.99
12 Poswell, Lily	13 MOR4	45.76	45.51
13 Clifton, Sofia	13 IGS4	47.35	46.45
14 Groves, Emily	13 MAS4	43.07	46.50
15 Peck, Danielle	13 NAC4	46.75	46.61
16 Bosancic, Sanja	13 SMC4	52.66	49.62
17 Ibrahim, Idah	13 All Saints GS	51.15	54.07

Event 55 Boys 14 Year Olds 50 LC Meter Breaststroke

Name	Age Team	Seed	Finals
1 Leka, Christopher	14 AAC4	36.40	35.69
2 Ingram, Buckley	14 SPS4	37.26	36.80
3 Healey, James	14 TIG4	38.50	37.99
4 Copeland, Declan	14 PAC4	39.06	39.43
5 Jiang, Daniel	14 TIG4	39.95	39.77
6 Tjhin, Ethan	14 RBS4	43.86	40.65
7 Chu, Toby	14 CCA4	40.06	40.75
8 Cummins, Sam	14 CCA4	41.02	41.17
9 Potash, Ben	14 MOR4	41.95	41.37
10 Kwak, Jaydon	14 RBS4	44.76	42.33
11 Rogers, Joel	14 RHA4	42.48	42.54
12 Lang, Jay	14 IFS4	42.83	42.89
13 Gosman, Thomas	14 WCC4	41.99	43.32
14 Johnston, Jock	14 OGS4	45.84	44.07
15 Robinson, Nicholas	14 SHE4	48.40	50.40

Event 56 Girls 14 Year Olds 50 LC Meter Breaststroke

Name	Age Team	Seed	Finals
1 Harris, Sarah	14 Macquarie Colleg	36.55	36.08
2 Fawns, Olivia	14 PAC4	38.88	38.12
3 Charlton, Olivia	14 NG_4	39.83	39.13
4 DE Rooy, Claudia	14 NAC4	43.31	40.26
5 Cass, Emma	14 MOR4	40.42	40.39
6 Harkins, Chelsea	14 NG_4	40.87	40.77
7 Porteus, Krystal	14 SPC4	40.43	40.79
8 Fayers, Cassandra	14 SPN4	40.48	41.26
9 Nicholson, Lilly	14 RHA4	41.40	41.27
10 Buckley, Hannah	14 PHS4	41.55	41.67
11 Stone, Hayley	14 GRG4	42.81	42.85
12 Heiniger, Taylor	14 SLG4	43.35	43.81
13 Hughes, Ella	14 NAC4	45.46	44.14
14 Yuan, Marina	14 RBS4	46.31	45.20
15 Burns, Emily	14 RBS4	53.65	48.86
16 Curtin, Abbey	14 MAG4	50.98	49.44

Event 57 Boys 15 Year Olds 50 LC Meter Breaststroke

Name	Age Team	Seed	Finals
1 Elbourne, Jared	15 TES4	37.69	34.70
2 Bell, Hamish	15 NGS4	36.02	35.24
3 Woods, Riley	15 HVG4	36.21	35.27
4 Miu, Nathan	15 TMC4	36.96	36.47



5 Andrews, Darcy	15 HAC4	37.69	36.88
6 Gillard, Caleb	15 Macquarie Colleg	36.53	37.01
7 Nichols, Calan	15 THA4	37.01	37.68
8 Paver, Rex	15 RH_4	37.25	37.73
9 Havenga, Deniel	15 HAC4	37.84	37.82
10 Bueno, Ronan	15 MAS4	38.43	38.36
11 Homann, Joshua	15 AAC4	38.49	38.60
12 Amoils, Adam	15 MOR4	40.70	39.71
13 Southern, Deakin	15 SHE4	43.42	41.38
14 Olney, Willis	15 MAG4	45.26	43.50
15 Weir, Benjamin	15 NAC4	47.47	44.81
16 Uzelac, Aleksander	15 SEC4	47.76	48.30
17 Rahme, Fredrick	15 STM4	49.85	48.38

Event 58 Girls 15 Year Olds 50 LC Meter Breaststroke

Name	Age Team	Seed	Finals
1 Chan, Felicity	15 THG4	35.45	34.53
2 Bannon, Grace	15 STC4	35.77	35.67
3 Lenarduzzi, Pia	15 PHS4	37.91	37.06
4 Rudder, Cara	15 CAS4	37.17	37.51
5 Penn, Saffire	15 Macquarie Colleg	38.09	38.22
6 Puri, Kala	15 PAC4	37.38	38.59
7 Logan, Amy	15 TIG4	39.06	38.93
8 Zofrea, Eva	15 PHS4	41.34	40.37
9 Black, Sarah	15 AAC4	40.64	40.40
10 Jarvis, Sophie	15 WCC4	39.34	40.69
11 Dilley, Alyssa	15 NAC4	40.96	41.19
12 Behringer, Alexis	15 GRG4	41.57	42.12
13 Gavin, Jamie	15 RH_4	47.84	43.02
14 Elvy, Alexis	15 SHE4	43.51	43.40
15 Watson, Charlie	15 OGS4	49.19	46.05
16 Zammit, Mikalah	15 RBS4	48.35	46.34

Event 59 Boys 16 Year Olds 50 LC Meter Breaststroke

Name	Age Team	Seed	Finals
1 Ingram, Hallam	16 SPS4	33.06	32.14
2 Hurley, Damon	16 WCC4	33.61	32.62
3 Tupper, Daniel	16 PAC4	32.29	32.65
4 Watts, Nathan	16 CAS4	35.42	34.80
5 Dalianis, Harrison	16 THA4	34.93	34.86
6 Welfare, Luca	16 IGS4	35.42	35.25
7 Penkin, Samuel	16 MOR4	36.72	35.42
8 Stone, Blair	16 SPS4	NT	35.67
9 Light, Caine	16 WCC4	39.26	39.30
10 Ho, Nathan	16 NG_4	41.12	39.57
11 DE Rooy, Callum	16 NAC4	39.70	40.29
12 McLean, Conor	16 NAC4	40.72	40.55
13 Bolton, Anthony	16 RBS4	47.21	46.65
14 Johnston, Angus	16 OGS4	48.09	47.51
-- Flevaras, Anthony	16 SEC4	40.84	DQ

Event 60 Girls 16 Year Olds 50 LC Meter Breaststroke

Name	Age Team	Seed	Finals
1 Seton, Georgina	16 MAS4	35.13	34.17



2	Anderson, Jasmine	16	Macquarie Colleg	38.18	37.32
3	Wheeler, Lauren	16	WCC4	38.95	37.98
4	Glanville, Olivia	16	LGS4	43.50	41.11
5	Griffith, Sarah	16	GRG4	40.24	42.59
6	Dixon, Elizabeth	16	MAG4	42.44	43.61
7	Schaefer, Leah	16	SCA4	47.26	45.30
8	Shulkin, Talia	16	MOR4	46.48	45.65
9	Orman, Georgie	16	CAS4	45.56	45.83
10	Zimerman, Erin	16	MOR4	45.03	45.88
11	Lindley, Jasmine	16	WCC4	44.11	46.28
12	Fallon, Emma	16	AAC4	46.16	46.84
13	Stacey, Jessica	16	SHE4	47.93	48.40
14	Poyitt, Miriam	16	RBS4	55.93	55.95

Event 61 Boys 17 Year Olds 50 LC Meter Breaststroke

Name	Age Team	Seed	Finals	
1	Charlton, Jack	17 NG_4	31.48	31.64
2	McLean, Justin	17 ARD4	31.44	31.95
3	De Lutiis, Nathan	17 TIG4	32.61	32.54
4	Gray, Jackson	17 BAC4	34.78	34.07
5	Sharpe, Jordan	17 WCC4	34.75	35.61
6	Fayers, Jesse	17 SPN4	36.25	36.65
7	Tucker, Kenneth	17 SPC4	36.07	37.34
8	Melas, Constandinos	17 SEC4	43.28	37.89
9	Hatchell, Liam	17 HES4	39.37	38.91
10	May, Fletcher	17 SED4-NSW	38.86	39.08
11	Ingeman, Luke	17 NAC4	43.73	41.71
12	Saravanan, Naveen	17 SMC4	46.53	46.51

Event 62 Girls 17 Year Olds 50 LC Meter Breaststroke

Name	Age Team	Seed	Finals	
1	Irving, Brooke	17 WCC4	38.47	36.14
2	Chan, Charlotte	17 THG4	38.69	37.89
3	Yu, Evelyn	17 TAN4	38.64	38.43
4	Robson, Georgia	17 TIG4	40.97	41.94
5	Porteus, Corryn	17 SPC4	40.85	42.22
6	Scullino, Madeline	17 THA4	42.06	42.44
7	Fordy, Isabella	17 PHS4	44.01	42.90
8	Jones, Chloe	17 Macquarie Colleg	44.07	42.97
9	Aceski, Emilia	17 SEC4	44.91	43.14
10	Geelan, Lucy	17 Macquarie Colleg	43.83	43.58
11	Tombs, Latika	17 PHS4	44.67	44.57
12	Bentley, Kayla	17 PAC4	42.43	44.79

Event 63 Boys 18 & Over 50 LC Meter Breaststroke

Name	Age Team	Seed	Finals	
1	Dorrian-Nancarrow, Ethan	18 TIG4	33.24	33.99
2	Pulling, Bevan	18 GRG4	35.02	35.68
3	Constantinidies, Vasilis	18 HAC4	39.31	38.03
4	Ebeling, Adam	18 MAS4	37.47	38.08
5	Rae, William	18 SPS4	39.11	38.61
6	Tually, Damon	18 Macquarie Colleg	39.08	39.26
7	Carroll, Sam	18 HES4	46.01	40.70
8	Bolton, Lachlan	18 RBS4	48.57	47.00

-- Bailey, Callum 18 RBS4 49.32 DQ

Event 64 Girls 18 & Over 50 LC Meter Breaststroke

Name	Age Team	Seed	Finals
1 Seton, Sophia	18 MAS4	39.20	38.35
2 Craig, Elise	18 WCC4	40.96	39.07
3 Penkin, Sabrina	18 MOR4	42.75	39.63
4 Williams, Kendall	18 Macquarie Colleg	39.96	39.64
5 Fry, Olivia	18 WCC4	40.92	41.52
6 Ferdinands, Jessica	18 BAC4	41.78	42.52
7 Furlley, Emmaline	18 THA4	42.55	42.97
8 Ngatuva, Moana	18 HVG4	44.68	44.23
9 Paterson, Jemima (Jemima	18 NAC4	49.55	48.43
10 Muir, Mae	18 HES4	51.62	52.96
11 Karvon, Chelsey	18 RBS4	56.60	53.81
12 Jones, Gabrielle	18 RBS4	55.24	54.37

Event 65 Mixed 12-19 50 LC Meter Breaststroke Multi Class Multi-Class

Name	Age Team	Seed	Finals
1 Elliott, Maddison SB8	18 BTA4	48.46	45.14
2 Nekic, Abby SB14	17 GRG4	46.41	45.57
3 Briedenhann, Johan SB9	16 SPC4	NT	52.79
4 Nadaskay, Zeke SB9	15 HAC4	53.52	53.71
5 Scott, Amelia SB9	15 PHS4	NT	1:03.68
6 Brown, Ethan SB10	13 SLG4	NT	1:10.34
7 Rasmussen, Lachlan SB14	13 CAS4	NT	1:20.18
8 Toumi-Cussinet, Illyphe	16 PHS4	NT	1:51.17
-- Said, Benjamin SB13	15 SLG4	NT	DQ

Event 66 Boys 12 Year Olds 50 LC Meter Freestyle

Name	Age Team	Seed	Finals
1 Andrews, Preston	12 HAC4	29.95	29.47
2 Jeffery, Gabriel	12 NGS4	31.13	30.58
3 Kalish, Dillon	12 MOR4	36.41	33.96
4 Bone, Matthew (Matt)	12 PAC4	33.40	34.04
5 Wippell, Angus	12 MAG4	35.12	34.61
6 Anderson, Kaleb	12 TIG4	35.74	34.70
7 Andrews, Edward	12 SPN4	34.51	35.56
8 Gillespie, Sasha	12 PHS4	35.86	36.22
9 Nekic, Ethan	12 GRG4	34.12	36.87
10 Faehringer, BJ	12 AAC4	40.47	38.22
11 Hughes, Thomas	12 SHE4	40.46	38.56
12 Bell, Lachlan	12 AAC4	39.65	39.92
13 Liang, Sheldon	12 NAC4	49.70	48.14
14 Rahimpanah, Niv	12 IGS4	NT	48.31

Event 67 Girls 12 Year Olds 50 LC Meter Freestyle

Name	Age Team	Seed	Finals
1 Scheideman, Frederika	12 RH_4	32.70	31.88
2 King, Mathilda	12 STC4	32.66	32.83
3 French, Alexis	12 CAS4	33.31	32.85
4 Neal, Grace	12 ARD4	33.79	34.35



5	Wilcox, Frances	12	SLG4	34.51	34.54
6	Smith, Alexandria	12	NGS4	36.08	34.73
7	Russell, Abbey	12	WCC4	34.12	34.95
8	Millmann, Sarah	12	AAC4	34.75	35.50
9	Norris, Eliza-Jane	12	SCA4	37.89	36.52
10	Doberer, Danika	12	SPA4	39.19	38.21
11	Ostryn, Zara	12	PHS4	38.31	39.10
12	Noble, Bianca	12	BAC4	37.75	39.20
13	McMahon, Elle	12	GRG4	38.96	39.85
14	Quayle, Elandra	12	PHS4	39.06	40.17
15	Dangerfield, Ella	12	HES4	40.17	40.33
16	Byrnes, Ella	12	MAG4	44.87	43.29
17	Athanasatos, Olga-Liana	12	All Saints GS	44.72	44.23
18	Kaldass, Hannah	12	SMC4	45.25	44.90

Event 68 Boys 13 Year Olds 50 LC Meter Freestyle

Name	Age	Team	Seed	Finals	
1	Matar, Omar	13	TIG4	27.77	28.08
2	Giason, Ben	13	TIG4	29.50	29.06
3	Phillips, Timothy	13	GRG4	29.98	29.32
4	Hollis-Watts, Joshua	13	AAC4	32.26	30.65
5	Vine, Cameron	13	NG_4	30.69	30.71
6	Gibson, Micah	13	SHE4	31.66	31.00
7	Hamilton, Flynn	13	SPN4	31.97	31.34
8	Ryan, Marcus	13	CAS4	32.14	31.81
9	Kanaley, Robert	13	IGS4	32.77	31.99
10	Mahoney, John	13	PHS4	32.79	32.00
11	Olney, Hugh	13	MAG4	31.73	32.06
12	Thomas, Callum	13	WCC4	31.67	32.25
13	Herald, Alister	13	SHE4	33.12	32.26
14	Sellars, Jack John	13	SPC4	32.61	32.35
15	Paver, Noah	13	RH_4	32.39	33.47
16	Harrity, Jordan	13	MOR4	33.52	33.66
17	Vourtsanis, Dimitrios	13	SEC4	37.00	35.33
18	Tzakos, Alexander	13	All Saints GS	37.93	37.57
19	Barnes, Harry	13	IGS4	NT	40.53

Event 69 Girls 13 Year Olds 50 LC Meter Freestyle

Name	Age	Team	Seed	Finals	
1	Brown, Sydney	13	SHE4	30.29	28.64
2	Gurevich, Bridget	13	MA_4	28.92	29.20
3	Forti, Charlotte	13	PAC4	30.23	29.68
4	Fauchon, Amelia	13	CAS4	31.28	30.44
5	Brennan, Kaylah	13	SHE4	32.04	30.92
6	Katkjaer, Eva	13	TIG4	30.65	30.98
7	Cagney, Paris	13	Macquarie Colleg	31.83	31.01
8	Pajor, Hannah	13	MOR4	32.20	31.12
9	Dein, Rhiannon	13	Avondale	31.42	31.16
10	Cummins, Jaime	13	PHS4	31.59	31.67
11	Hussein, Ella-Kate	13	WCC4	31.16	32.09
12	Silove, Jade	13	ARD4	31.94	32.24
13	Henshaw, Abbie	13	BAC4	31.72	32.62
14	Rufus, Trinity	13	MAG4	33.56	34.00
15	Clemente, Mya	13	STM4	36.14	37.40



Event 70 Boys 14 Year Olds 50 LC Meter Freestyle

Name	Age	Team	Seed	Finals
1 Hanrahan, Jack	14	PAC4	27.80	27.75
2 Leka, Christopher	14	AAC4	27.72	27.91
3 Burnett, William	14	CAS4	28.59	28.16
4 Jeffery, Oscar	14	NGS4	28.10	28.17
5 Saxby, Riley	14	SPC4	29.36	28.57
6 Healey, James	14	TIG4	28.15	28.63
7 Gu, Raymond	14	WCC4	29.29	28.94
8 Peknice, Toby	14	SLG4	29.29	29.33
9 Thomas, Ryan	14	PHS4	30.54	30.05
10 Potash, Ben	14	MOR4	29.81	30.11
11 Henry, Brooklyn (Brook)	14	NAC4	30.46	30.67
12 Kofoed, James	14	PHS4	NT	30.69
13 Johnston, Jock	14	OGS4	32.29	31.34
14 Kwak, Jaydon	14	RBS4	32.43	31.65
15 Garth, Edward	14	RBS4	35.50	32.97
16 Chappell, Nicholas	14	WCC4	30.76	33.00
17 Davis, Tyler	14	RH_4	31.71	33.33
18 Heinola, Tony	14	RH_4	32.28	33.72

Event 71 Girls 14 Year Olds 50 LC Meter Freestyle

Name	Age	Team	Seed	Finals
1 Fayers, Cassandra	14	SPN4	28.75	28.44
2 Harris, Sarah	14	Macquarie Colleg	29.32	29.89
3 Teleki, Kaitlin	14	RHA4	29.90	30.06
4 Charlton, Olivia	14	NG_4	30.49	30.15
5 Bacic-Johnston, Aria	14	TIG4	30.59	30.22
6 Hughes, Ella	14	NAC4	30.78	30.23
7 Berry, Gracie	14	RH_4	29.65	30.28
8 Buckley, Hannah	14	PHS4	30.98	30.52
9 Andren, Beth	14	CAS4	30.35	30.75
10 Friend-Ngui, Anna	14	ARD4	31.51	31.10
11 Ray, Holly	14	WAC4	30.83	31.31
12 Field, Georgia	14	PAC4	31.20	31.78
13 Hastie, Jena-Elle	14	PHS4	32.37	31.80
14 Pascoe, Chelsea	14	NAC4	32.85	32.03
15 Berson, Jade	14	TES4	32.33	32.13
16 Yuan, Marina	14	RBS4	34.40	33.08
17 Ramsay, Taryn	14	MAG4	33.98	33.93
18 Tsekouras, Silvie	14	All Saints GS	37.96	38.17

Event 72 Boys 15 Year Olds 50 LC Meter Freestyle

Name	Age	Team	Seed	Finals
1 Morphew-Watson, Zayne	15	SPS4	27.51	26.15
2 Bowen, Bryn	15	SPN4	27.09	26.50
3 Dearden, Jarrod	15	THG4	27.24	26.71
4 Nichols, Calan	15	THA4	26.37	26.95
5 Amoils, Adam	15	MOR4	27.24	27.11
6 Elbourne, Jared	15	TES4	28.76	27.15
7 Homann, Joshua	15	AAC4	26.76	27.24
8 Gillard, Caleb	15	Macquarie Colleg	27.54	27.59
9 Sampson, Dylan	15	SLG4	28.03	28.21
10 Havenga, Deniel	15	HAC4	28.19	28.44



11 Bricker, Max	15 NAC4	29.28	28.53
12 Bueno, Ronan	15 MAS4	28.24	28.57
13 Pinnington, James	15 PHS4	28.43	28.90
14 Paver, Rex	15 RH_4	28.53	28.97
15 Olney, Willis	15 MAG4	31.37	31.66
16 Papaspyropoulos, Emmanue	15 SEC4	34.17	33.92

Event 73 Girls 15 Year Olds 50 LC Meter Freestyle

Name	Age Team	Seed	Finals
1 Goodridge, Gabriella	15 TES4	29.15	28.71
2 Teague, Jazmyn	15 Macquarie Colleg	30.04	28.85
3 Woodbury, Sarah	15 TAN4	29.14	29.06
4 Robertson, Alexandra	15 ARD4	29.43	29.43
5 Bannon, Grace	15 STC4	29.75	29.55
6 Norman, Isabella	15 WAC4	29.62	29.95
7 Chan, Felicity	15 THG4	29.48	29.96
8 Zofrea, Eva	15 PHS4	30.19	30.16
9 Puri, Kala	15 PAC4	29.86	30.32
10 Fordy, Alexandra	15 PHS4	NT	30.33
11 Rudder, Cara	15 CAS4	30.83	30.98
12 Dilley, Alyssa	15 NAC4	31.26	31.62
13 Elvy, Alexis	15 SHE4	32.85	32.03
14 Gavin, Jamie	15 RH_4	30.89	32.24
15 Kiel, Laura	15 MAG4	33.88	34.70
16 Zammit, Mikalah	15 RBS4	37.75	36.66
17 Chauhan, Akshita	15 SMC4	40.23	40.53

Event 74 Boys 16 Year Olds 50 LC Meter Freestyle

Name	Age Team	Seed	Finals
1 Watts, Nathan	16 CAS4	26.51	25.74
2 Walker, Ryan	16 NGS4	26.41	25.84
3 Bolte, Patrick	16 CAS4	27.06	26.59
4 Pajor, Alon	16 MOR4	26.92	26.61
5 Hurley, Damon	16 WCC4	27.13	27.42
6 Wong, Mitchell	16 PHS4	NT	27.60
7 Tupper, Daniel	16 PAC4	27.16	27.79
8 Dalianis, Harrison	16 THA4	27.47	27.92
9 Welfare, Luca	16 IGS4	27.71	28.14
10 Wartmann, Aaron	16 WCC4	28.11	28.17
11 Cupitt, Cody	16 WAC4	27.33	28.25
12 McLean, Conor	16 NAC4	28.89	28.71
13 Jelacic, Adrian	16 HAC4	29.53	30.27
14 Kavvalos, John	16 All Saints GS	31.73	30.32
15 Strong, Reagan	16 SHE4	31.96	32.36
16 Johnston, Angus	16 OGS4	34.16	33.48

Event 75 Girls 16 Year Olds 50 LC Meter Freestyle

Name	Age Team	Seed	Finals
1 Seton, Georgina	16 MAS4	28.49	27.94
2 Anderson, Jasmine	16 Macquarie Colleg	30.33	28.41
3 Wheeler, Lauren	16 WCC4	29.63	29.52
4 King, Kyra	16 TIG4	29.56	30.05
5 Glanville, Olivia	16 LGS4	31.90	30.68
6 Fallon, Emma	16 AAC4	30.74	30.83



7	Porteus, Haylee	16	SPC4	31.60	31.21
8	Dixon, Elizabeth	16	MAG4	31.95	32.61
9	de Castro, Georgia	16	THG4	32.19	32.67
10	Griffith, Sarah	16	GRG4	30.59	32.74
11	Perry, Brooke	16	HES4	33.06	32.83
12	Stacey, Jessica	16	SHE4	32.83	34.86
13	Zammit, Carla	16	RBS4	35.52	36.15
14	Hughes, Pariselle	16	RBS4	36.06	37.27

Event 76 Boys 17 Year Olds 50 LC Meter Freestyle

Name	Age	Team	Seed	Finals
1	Thomas, Harrison	17 AAC4	25.68	25.50
2	Godbille, Nicolas	17 NG_4	26.30	25.82
3	Gray, Jackson	17 BAC4	26.07	26.07
4	Gaynor, Timothy	17 TIG4	26.47	26.61
5	Melas, Constandinos	17 SEC4	28.21	26.74
6	Hughes, Liam	17 Macquarie Colleg	27.76	26.94
7	Tucker, Kenneth	17 SPC4	27.59	26.98
8	Fayers, Jesse	17 SPN4	27.19	27.57
9	McLean, Justin	17 ARD4	27.17	27.72
10	Williamson, Bailey	17 SHE4	29.67	28.51
11	Gilmore, Chris	17 HES4	29.37	28.72
12	Gordon, Mason	17 PHS4	29.61	29.51
13	Bursill, Finlay (Fin)	17 SHE4	30.49	29.70
14	Shaw, Liam	17 RBS4	32.78	31.84

Event 77 Girls 17 Year Olds 50 LC Meter Freestyle

Name	Age	Team	Seed	Finals
1	Reuven, Laila	17 MOR4	30.66	28.92
2	Scullino, Madeline	17 THA4	28.68	29.02
3	Richardson, Hannah	17 SPN4	29.92	29.46
4	Williams, Caitlin	17 BAC4	29.61	J29.46
5	Massingham, Jana	17 TIG4	29.78	29.97
6	Irving, Brooke	17 WCC4	30.53	30.01
7	Yu, Evelyn	17 TAN4	30.06	30.12
8	Hayim, Shira	17 MOR4	30.84	30.20
9	Geelan, Lucy	17 Macquarie Colleg	30.70	30.32
10	Tombs, Latika	17 PHS4	31.26	30.41
11	Baker, Alanna	17 ARD4	NT	31.08
12	Porteus, Corryn	17 SPC4	31.39	31.40
13	Burns, Andrea	17 RBS4	33.65	32.78

Event 78 Boys 18 & Over 50 LC Meter Freestyle

Name	Age	Team	Seed	Finals
1	Dorrian-Nancarrow, Ethan	18 TIG4	24.65	25.15
2	Ebeling, Adam	18 MAS4	26.61	26.34
3	Rae, William	18 SPS4	NT	27.75
4	Pulling, Bevan	18 GRG4	27.02	27.85
5	Tually, Damon	18 Macquarie Colleg	28.47	28.95
6	Constantinidies, Vasilis	18 HAC4	29.00	28.96
7	Bolton, Lachlan	18 RBS4	30.95	31.10
8	Bailey, Callum	18 RBS4	32.79	32.11
9	Wasson, Brayden	18 SED4-NSW	33.78	32.94



Event 79 Girls 18 & Over 50 LC Meter Freestyle

Name	Age	Team	Seed	Finals
1 Woodbury, Annabelle	18	TAN4	28.53	28.87
2 Ngatuvai, Moana	18	HVG4	30.70	29.94
3 Fry, Olivia	18	WCC4	29.67	29.95
4 Williams, Kendall	18	Macquarie Colleg	29.89	30.03
5 Hayne, Holly	18	SHE4	33.31	30.84
6 Seton, Sophia	18	MAS4	31.31	31.81
7 Craig, Elise	18	WCC4	30.99	31.89
8 Penkin, Sabrina	18	MOR4	32.78	32.00
9 Goodwin, Meg	18	STC4	32.93	32.88
10 Muir, Mae	18	HES4	36.94	36.65
11 Jones, Gabrielle	18	RBS4	39.37	39.62

Event 80 Mixed 12-19 50 LC Meter Freestyle Multi Class Multi-Class

Name	Age	Team	Seed	Finals
1 Elliott, Maddison S8	18	BTA4	33.96	J32.50
2 Nekic, Abby S14	17	GRG4	32.44	J34.64
3 Briedenhann, Johan S10	16	SPC4	34.27	J31.98
4 Brown, Tyler S10	14	GRG4	32.53	J32.57
5 Nadaskay, Zeke S10	15	HAC4	32.79	J32.87
6 Scott, Amelia S9	15	PHS4	NT	44.96
7 Said, Benjamin S13	15	SLG4	NT	46.81
8 Brown, Ethan S10	13	SLG4	NT	51.21
9 Toumi-Cussinet, Illyphe	16	PHS4	NT	1:04.79
10 Rasmussen, Lachlan S14	13	CAS4	59.55	1:04.87

Event 81 Boys 12-14 200 LC Meter IM

Name	Age	Team	Seed	Finals
1 Leka, Christopher	14	AAC4	2:36.46	2:33.58
2 Matar, Omar	13	TIG4	2:37.23	2:37.08
3 McKenna, Hamish	14	SPS4	2:40.97	2:37.38
4 Peknice, Toby	14	SLG4	2:38.81	2:37.43
5 Healey, James	14	TIG4	2:34.97	2:37.63
6 Cummins, Sam	14	CCA4	2:48.28	2:43.90
7 Kanaley, Robert	13	IGS4	2:52.49	2:47.41
8 Jeffery, Gabriel	12	NGS4	2:53.60	2:49.37
9 Kofoed, James	14	PHS4	2:53.70	2:49.42
10 Thomas, Callum	13	WCC4	2:49.28	2:50.46
11 Garufi, Declan	13	ARD4	2:59.57	3:00.63
12 Thomas, Ryan	14	PHS4	NT	3:03.87
13 Henry, Brooklyn (Brook)	14	NAC4	3:10.78	3:05.46
14 Gibson, Micah	13	SHE4	3:13.36	3:11.28
15 Kwak, Jaydon	14	RBS4	3:17.79	3:13.77
16 Tjhin, Ethan	14	RBS4	3:39.09	3:35.79

Event 82 Girls 12-14 200 LC Meter IM

Name	Age	Team	Seed	Finals
1 Fayers, Cassandra	14	SPN4	2:31.89	2:30.88
1 Teleki, Kaitlin	14	RHA4	2:36.46	2:30.88
3 Charlton, Olivia	14	NG_4	2:42.14	2:43.26
4 Brown, Sydney	13	SHE4	2:49.38	2:43.56



5	Porteus, Krystal	14	SPC4	2:43.91	2:45.83
6	Andrews, Claire	14	SPN4	NT	2:48.68
7	Forti, Charlotte	13	PAC4	2:55.00	2:50.90
8	Field, Georgia	14	PAC4	2:47.85	2:51.10
9	Heiniger, Taylor	14	SLG4	2:52.41	2:52.15
10	Hughes, Ella	14	NAC4	2:59.10	2:58.02

Event 83 Boys 15-16 200 LC Meter IM

Name	Age	Team	Seed	Finals	
1	Welfare, Luca	16	IGS4	2:24.60	2:21.96
2	Lucas, Joel	15	SPC4	2:27.92	2:22.28
3	Katz, Judd	16	MOR4	2:34.15	2:26.09
4	Steer, Daniel	15	NG_4	2:30.35	2:27.98
5	Gillard, Caleb	15	Macquarie Colleg	2:31.77	2:30.50
6	Cupitt, Cody	16	WAC4	2:37.00	2:33.25
7	Bowen, Bryn	15	SPN4	2:30.01	2:33.54
8	Bueno, Ronan	15	MAS4	2:38.68	2:33.90
9	Wartmann, Aaron	16	WCC4	2:34.25	2:38.32
10	Thacker, Jarod	15	PHS4	2:39.62	2:39.07
11	Senior, Craig	16	SPA4	3:25.20	3:15.92
12	Strong, Reagan	16	SHE4	3:19.16	3:17.12
--	Uzelac, Aleksander	15	SEC4	3:22.09	DQ

Event 84 Girls 15-16 200 LC Meter IM

Name	Age	Team	Seed	Finals	
1	Seton, Georgina	16	MAS4	2:45.65	2:28.78
2	Lenarduzzi, Pia	15	PHS4	2:35.35	2:29.18
3	Bannon, Grace	15	STC4	2:33.11	2:31.14
4	Anderson, Jasmine	16	Macquarie Colleg	2:47.52	2:42.60
5	Goldmann, Charli	15	PAC4	2:42.74	2:43.50
6	Rudder, Cara	15	CAS4	2:51.06	2:52.68
7	Dilley, Alyssa	15	NAC4	2:56.09	2:54.05
8	Dunn, Madeline (Maddy)	15	NAC4	3:09.29	3:04.93

Event 85 Boys 17 & Over 200 LC Meter IM

Name	Age	Team	Seed	Finals	
1	Dorrian-Nancarrow, Ethan	18	TIG4	2:07.43	2:18.06
2	Thomas, Harrison	17	AAC4	2:23.32	2:18.78
3	De Lutiis, Nathan	17	TIG4	2:19.65	2:21.98
4	Gray, Jackson	17	BAC4	2:20.02	2:32.78
5	Dean, Nathaniel	17	NGS4	2:37.79	2:32.88
6	Senior, Scott	17	SPA4	3:29.21	3:16.45
--	Tucker, Kenneth	17	SPC4	NT	DQ

Event 86 Girls 17 & Over 200 LC Meter IM

Name	Age	Team	Seed	Finals	
1	Irving, Brooke	17	WCC4	2:42.73	2:38.39
2	Seton, Sophia	18	MAS4	2:45.87	2:42.57
3	Bentley, Kayla	17	PAC4	2:44.88	2:46.42
4	Porteus, Corryn	17	SPC4	2:53.21	2:48.72
5	Hayim, Shira	17	MOR4	2:58.67	2:54.62
6	Chan, Charlotte	17	THG4	3:03.32	2:56.81



Event 87 Boys 12-14 4x50 LC Meter Freestyle Relay

Team	Seed	Finals
1 Illawarra_GS-AICES 1) Giason, Ben 13 3) Kerridge, Cooper 12	1:57.77	1:56.01
2 Newcastle_GS--AICES 1) Henderson, Ben 14 3) Jeffery, Gabriel 12	2:03.74	2:00.26
3 Penrith_AC-AICES 1) Kalantar, Jooya 14 3) Bentley, Lucas 14	2:00.61	2:01.06
4 St Phillips-CC_C--AICES 1) Saxby, Riley 14 3) Garland, William 13	2:10.14	2:02.75
5 Arndell_AC-AICES 1) Skyring, Will 14 3) McClure, Zach 14	2:04.92	2:04.02
6 Georges River Grammar-AICES 1) Brown, Tyler 14 3) Phillips, Timothy 13	2:07.16	2:04.61
7 William Clarke-AICES 'B' 1) Gu, Raymond 14 3) Tangendjaja, Joshua 14	2:03.39	2:04.87
8 Moriah College-AICES 1) Antonir, Noam 14 3) Abeshouse, Noah 14	2:06.52	2:05.01
9 Pittwater House-AICES 1) Kofoed, James 14 3) Mahoney, John 13	2:04.08	2:05.02
10 St Phillips_CC_N_AICES 1) 3) Hamilton, Flynn 13	2:09.12	2:06.02
11 Nowra_AC-AICES 1) Maxted, Thomas 13 3) Henry, Brooklyn (Brook) 14	2:13.21	2:06.84
12 Arden_AS-AICES 1) Garufi, Declan 13 3) Wright, Andrew 14	2:12.77	2:11.53
13 Redeemer_BS-AICES 1) Ebert, Jordan 14 3) Tjhin, Ethan 14	2:22.94	2:16.05
14 International_GS-AICES 3) Kanaley, Robert 13	2:12.31	2:48.66

Event 88 Girls 12-14 4x50 LC Meter Freestyle Relay

Team	Seed	Finals
1 Macquarie College 1) Battese, Teesha 14 3) Gearing, Freya 14	2:06.64	2:02.59
2 Calrossy_AS-AICES 1) Wright, Imogen 14 3) Fauchon, Amelia 13	2:08.34	2:04.27
3 Illawarra_GS-AICES 1) Mortimer, Caitlyn 14 3) McIlwraith, Kiarna 13	2:06.26	2:05.70



4 St Phillips_CC_N_AICES	2:09.88	2:06.50
1) Fayers, Cassandra 14	2) Angelozzi, Savannah 13	
3) Andrews, Claire 14	4) Harrower, Amy 13	
5 Shellharbour_AC-AICES	2:13.22	2:06.67
1) Brown, Sydney 13	2) Brennan, Kaylah 13	
3) Elvy, Kimberley 13	4) Davies, Abbie 13	
6 Pittwater House-AICES	2:08.36	2:07.17
1) Hastie, Jena-Elle 14	2) Cummins, Jaime 13	
3) Hicks, Emily 14	4) Buckley, Hannah 14	
7 Penrith_AC-AICES	2:07.91	2:09.11
1) Forti, Charlotte 13	2) McAlister, Abbey 14	
3) Carter, Tylah 13	4) Field, Georgia 14	
8 Rouse_Hill_AC-AICES	2:16.36	2:13.68
1) Teleki, Kaitlin 14	2) Fischer, Kayla 14	
3) Nicholson, Lilly 14	4) Thompson, Kyla 13	
9 St Lukes_GS-AICES	2:13.80	2:13.79
1) Heiniger, Taylor 14	2) Fisher, Eliza 13	
3) Banks, Georgia 13	4) Eggleton, Akira 14	
10 Moriah College-AICES	2:16.02	2:17.17
1)	2) Harrity, Laila 14	
3) Cass, Emma 14	4) Pajor, Hannah 13	
11 Macquarie_AGS-AICES	NT	2:22.22
1) Rufus, Trinity 13	2) Bowen, Grace 14	
3) Vincent, Charlotte 13	4) Lyons, Quinn 13	
12 Northholm_GS-AICES	2:19.46	2:22.30
1) Charlton, Olivia 14	2) Harkins, Chelsea 14	
3) Coad, Lucy 13	4) Mackenzie, Zara 12	
13 St Maroun's_College-AICES	2:37.59	2:56.30
1) Ayoub, Veronica 14	2) Clemente, Mya 13	
3) Binios, Anastasia 13	4) Antoun, Elyssa 13	
-- William Clarke-AICES	2:10.39	DQ
1) Hussein, Ella-Kate 13	2) Hayward, Grace 14	
3) Gould, Olivia 14	4) Cunningham, Amelia-Jane 14	

Event 89 Boys 15-16 4x50 LC Meter Freestyle Relay

Team	Seed	Finals
1 Moriah College-AICES	1:50.50	1:50.05
1) Katz, Judd 16	2) Penkin, Samuel 16	
3) Amoils, Adam 15	4) Pajor, Alon 16	
2 St Philips_CC_PS-AICES	1:58.84	1:50.70
1) Morphew-Watson, Zayne 15	2) Ingram, Hallam 16	
3) Stone, Blair 16	4) Chadwick, Jayden 16	
3 William Clarke-AICES	1:52.82	1:50.95
1) Hurley, Damon 16	2) Wartmann, Aaron 16	
3) Brice, Matthew 15	4) Light, Caine 16	
4 Newcastle_GS--AICES	1:55.98	1:51.26
1) Henderson, Connor 16	2) Routley, Jadon 15	
3) Riley, Kyle 15	4) Walker, Ryan 16	
5 Calrossy_AS-AICES	1:58.18	1:52.71
1) Bolte, Patrick 16	2) Murray, Angus 15	
3) Logan, Blair 15	4) Watts, Mitchell 15	
6 Pittwater House-AICES	2:01.11	1:54.05
1) Wong, Mitchell 16	2) Thacker, Jarod 15	
3) Franks, Luca 16	4) Pinnington, James 15	
7 Hills_AC-AICES	1:55.85	1:55.66
1) Andrews, Darcy 15	2) Havenga, Deniel 15	
3) Jelacic, Adrian 16	4) Vandenbelt, Ben 15	
8 Wollondilly_AC-AICES	1:57.48	1:55.76



1) Cupitt, Cody 16	2) Wright, Damien 16		
3) Large, Dean 15	4) Baxter, Travis 15		
9 St Lukes_GS-AICES		1:57.07	1:55.84
1) Sampson, Dylan 15	2) Scott, Henry 16		
3) Dumas, Victor 15	4) Hoffman, Stuart 15		
10 Arndell_AC-AICES		1:59.27	1:58.89
1) Homann, Joshua 15	2) Donaldson, Jack 15		
3) McGregor, Reilly 16	4) Hollis-Watts, Kyle 16		
11 Thomas Hassall_AC_-AICES		1:59.13	2:00.06
1) Nichols, Calan 15	2) Dalianis, Harrison 16		
3) Sullivan, Luke 15	4) Collyer, William (Bill) 16		
12 Emanuel School-AICES		2:04.95	2:04.51
1) Elbourne, Jared 15	2) Behr, Jordan 16		
3) Van Sluys Erlich, Daniel 15	4) Christie, Dylan 15		
13 Shellharbour_AC-AICES		2:13.22	2:09.00
1) Hayne, Cameron 15	2) Southern, Deakin 15		
3) Strong, Reagan 16	4) Charlston, Jack 15		
14 St Euphemia-AICES		2:15.56	2:17.33
1) Uzelac, Aleksander 15	2) Turner, Nickolas 15		
3) Papaspyropoulos, Emmanuel 15	4) Flevaras, Anthony 16		

Event 90 Girls 15-16 4x50 LC Meter Freestyle Relay

Team	Seed	Finals
1 William Clarke-AICES	2:04.42	2:02.11
1) Wheeler, Lauren 16	2) Foster, Chloe 16	
3) Cook, Jessica 15	4) Jarvis, Sophie 15	
2 Macquarie College	2:08.83	2:02.37
1) Anderson, Jasmine 16	2) Jorgensen, Ella 16	
3) Penn, Saffire 15	4) Teague, Jazmyn 15	
3 Arndell_AC-AICES	2:05.58	2:04.38
1) Black, Sarah 15	2) Nanthakumaran, Joanna 15	
3) Facchin, Alicia 15	4) Fallon, Emma 16	
4 Pittwater House-AICES	2:07.14	2:05.34
1) Zofrea, Eva 15	2) Fordy, Alexandra 15	
3) Mahn, Ashleigh 16	4) Lenarduzzi, Pia 15	
5 Illawarra_GS-AICES	2:08.97	2:06.74
1) King, Kyra 16	2) Gibbons, Amy 16	
3) Logan, Amy 15	4) Happe, Eloise 15	
6 Calrossy_AS-AICES	2:15.00	2:06.81
1) Orman, Georgie 16	2) Klasen, Emma 15	
3) Terry, Anna 15	4) Rudder, Cara 15	
7 St Lukes_GS-AICES	2:05.60	2:08.44
1) Dawson, Sabrina 16	2) Biddulph, Hayley 16	
3) Herlihy, Jessica 16	4) Henderson, Catriona 15	
8 Georges River Grammar-AICES	2:10.09	2:10.98
1) Behringer, Alexis 15	2) Griffith, Sarah 16	
3) Ribarovski, Alyssa 15	4) Hankin, Sophie 15	
9 Hills_GS-AICES	2:08.72	2:14.17
1) Johnson, Megan 15	2) Tan, Julia 16	
3) Chan, Felicity 15	4) de Castro, Georgia 16	
10 Moriah College-AICES	2:22.18	2:22.13
1) Shulkin, Talia 16	2) Younger, Ashley 16	
3) Aronowitz, Jaymi 15	4) Zimmerman, Erin 16	
11 Redeemer_BS-AICES	2:33.84	2:33.63
1) Zammit, Carla 16	2) Zammit, Mikalah 15	
3) Hughes, Pariselle 16	4) Poyitt, Miriam 16	



Event 91 Boys 17 & Over 4x50 LC Meter Freestyle Relay

Team	Seed	Finals
1 Illawarra_GS-AICES 1) De Lutiis, Nathan 17 3) Gaynor, Timothy 17	1:45.39	1:46.74
2 Broughton_AC-AICES 1) Tindal, Will 17 3) Harbord, Frederick (Blake) 18	1:56.41	1:52.69
3 William Clarke-AICES 1) Matthews, Ben 17 3) Potter, Louis 17	1:55.44	1:55.03
4 Macarthur_AS-AICES 1) Messer, Lucas 18 3) Masjuk, Callum 17	1:56.98	1:55.24
5 Arden_AS-AICES 1) McLean, Justin 17 3) Stubbs, Nathan 18	1:56.11	1:56.49
6 Redeemer_BS-AICES 1) Bailey, Callum 18 3) Savaiko, Junior 17	2:13.62	2:06.48
7 Heritage Sydney-AICES 1) Carroll, Sam 18 3) Gilmore, Chris 17	2:16.08	2:15.91
-- Seda_college-Aices-NSW 1) Harvey, Jarrod 17 3) Le-Clos, Blake 18	2:13.37	DQ
2) Dorrian-Nancarrow, Ethan 18 4) Logan, Matthew 17		
2) Nichani, David 18 4) Gray, Jackson 17		
2) Sharpe, Jordan 17 4) Matthews, Connor 17		
2) Gray, Noah 17 4) Ebeling, Adam 18		
2) Marsden-Readford, Owen 18 4) Yueng, Lachlan 17		
2) Shaw, Liam 17 4) Bolton, Lachlan 18		
2) Cervelli, Chris 18 4) Hatchell, Liam 17		
2) May, Fletcher 17 4) Wasson, Brayden 18		

Event 92 Girls 17 & Over 4x50 LC Meter Freestyle Relay

Team	Seed	Finals
1 William Clarke-AICES 1) Craig, Elise 18 3) Irving, Brooke 17	2:02.48	2:01.19
2 Macquarie College 1) Abbo, Lauren 18 3) Jones, Chloe 17	2:12.29	2:04.89
3 Illawarra_GS-AICES 1) Massingham, Jana 17 3) Martin, Elizabeth 18	2:10.47	2:07.94
4 Moriah College-AICES 1) Hayim, Shira 17 3) Aronowitz, Shalia 17	2:10.25	2:10.07
5 Tangara-AICES 1) Yu, Evelyn 17 3) Panayi, Catherine 18	2:10.88	2:11.60
6 Macarthur_AS-AICES 1) Perich, Laura 18 3) Offord, Matilda 18	2:11.86	2:12.72
7 Thomas Hassall_AC_-AICES 1) Furley, Emmaline 18 3) Cosier, Georgia 18	2:13.12	2:14.07
8 Arndell_AC-AICES 1) Keating, Lilly-Ann 17 3) Griffiths, Lauren 18	2:14.38	2:14.47
9 Heritage Sydney-AICES 1) Boyd, Kira 17 3) Muir, Mae 18	2:46.19	2:27.57
2) Fry, Olivia 18 4) Morrisey, Jessica 17		
2) Geelan, Lucy 17 4) Williams, Kendall 18		
2) I'Ons, Sarah 18 4) Robson, Georgia 17		
2) Penkin, Sabrina 18 4) Reuven, Laila 17		
2) Tudehope, Lucy 17 4) Woodbury, Annabelle 18		
2) Alexander, Sarah 18 4) Seton, Sophia 18		
2) Scullino, Madeline 17 4) Kovac, Sophia 18		
2) Homann, Caitlin 17 4) Patterson, Chloe 17		
2) McClure, Emilee 18 4) Unwin, Lara 17		



10 Redeemer_BS-AICES	2:38.50	2:28.78
1) Jones, Gabrielle 18	2) Ikuo, Elvice 18	
3) Ongley, Megan 18	4) Burns, Andrea 17	

Event 93 Boys 12-14 4x50 LC Meter Medley Relay

Team	Seed	Finals
1 Illawarra_GS-AICES	2:17.53	2:14.53
1) Giason, Ben 13	2) Healey, James 14	
3) Jiang, Daniel 14	4) Matar, Omar 13	
2 Penrith_AC-AICES	2:17.21	2:17.17
1) Bentley, Lucas 14	2) Copeland, Declan 14	
3) Hanrahan, Jack 14	4) Kalantar, Jooya 14	
3 Newcastle_GS--AICES	2:24.83	2:22.72
1) Tait, Angus 14	2) Jeffery, Gabriel 12	
3) Jeffery, Oscar 14	4) Henderson, Ben 14	
4 St Lukes_GS-AICES	2:23.51	2:23.05
1) Peknice, Toby 14	2) Butcher, Joel 13	
3) Francis, Matthew 14	4) Goehring, Keanu 14	
5 Arndell_AC-AICES	2:24.65	2:24.04
1) Fallon, Daniel 13	2) Leka, Christopher 14	
3) Hollis-Watts, Joshua 13	4) Skyring, Will 14	
6 William Clarke-AICES	2:24.87	2:25.97
1) Chappell, Nicholas 14	2) Thomas, Callum 13	
3) Hurley, Ryan 13	4) Gu, Raymond 14	
7 Moriah College-AICES	2:28.66	2:28.37
1) Antonir, Noam 14	2) Potash, Ben 14	
3) Agosin, Ethan 14	4) Abeshouse, Noah 14	
8 St Phillips_CC_N_AICES	2:27.66	2:30.35
1) Hamilton, Flynn 13	2)	
3) Sargeant, Thomas 14	4) Lee, Cooper 13	
9 Calrossy_AS-AICES	2:38.86	2:34.48
1) Burnett, William 14	2) Dalzell, Hunetr 14	
3) Ryan, Marcus 13	4) Wright, Zane 12	
10 Pittwater House-AICES	2:30.49	2:34.51
1) Kofoed, James 14	2) Mahoney, John 13	
3) Hawkins, Nicholas 14	4) Thomas, Ryan 14	
11 Arden_AS-AICES	2:36.21	2:36.52
1) Garufi, Declan 13	2) Nogajski, Nicholas 14	
3) Ng, Xander 13	4) Murray, Jye 14	
12 Redeemer_BS-AICES	2:42.09	2:37.74
1) Ebert, Jordan 14	2) Tjhin, Ethan 14	
3) Kwak, Jaydon 14	4) Garth, Edward 14	
-- Shellharbour_AC-AICES	2:45.22	DQ
-- International_GS-AICES	2:40.37	DQ
1) Barnes, Harry 13	2) Kanaley, Robert 13	

Event 94 Girls 12-14 4x50 LC Meter Medley Relay

Team	Seed	Finals
1 Macquarie College	2:22.78	2:18.21
1) Battese, Teesha 14	2) Dobbins, Emily 13	
3) Gearing, Freya 14	4) Harris, Sarah 14	
2 Penrith_AC-AICES	2:20.00	2:19.39
1) Forti, Charlotte 13	2) Fawns, Olivia 14	
3) Field, Georgia 14	4) McAlister, Abbey 14	
3 Calrossy_AS-AICES	2:29.61	2:24.20
1) Andren, Beth 14	2) Cantrill, Amy 14	



3) Fauchon, Amelia 13	4) Wright, Imogen 14	
4 St Phillips_CC_N_AICES	2:29.06	2:26.74
1) Jewell, Ruby 13	2) Andrews, Claire 14	
3) Fayers, Cassandra 14	4) Angelozzi, Savannah 13	
5 Pittwater House-AICES	2:28.33	2:27.88
1) Hastie, Jena-Elle 14	2) Buckley, Hannah 14	
3) Cummins, Jaime 13	4) Hicks, Emily 14	
6 St Lukes_GS-AICES	2:31.11	2:31.97
1) Heiniger, Taylor 14	2) Fisher, Eliza 13	
3) Banks, Georgia 13	4) Eggleton, Akira 14	
7 Rouse_Hill_AC-AICES	2:28.99	2:32.21
1) Middlemass, Ruby 13	2) Teleki, Kaitlin 14	
3) Nicholson, Lilly 14	4) Fischer, Kayla 14	
8 Shellharbour_AC-AICES	2:45.22	2:33.31
1) Brennan, Kaylah 13	2) Brown, Sydney 13	
3) Elvy, Kimberley 13	4) Davies, Abbie 13	
9 William Clarke-AICES	2:31.97	2:34.03
1) Gould, Olivia 14	2) Hayward, Grace 14	
3) Russell, Abbey 12	4) Hussein, Ella-Kate 13	
10 Illawarra_GS-AICES	2:28.50	2:34.07
1) Bacic-Johnston, Aria 14	2) Druett, Amelia 13	
3) Katkjaer, Eva 13	4) Mortimer, Caitlyn 14	
11 Arndell_AC-AICES	2:41.28	2:40.64
1) Wilson, Monique 14	2) Macpherson, Danielle 13	
3) Millmann, Sarah 12	4) Lawless, Taylah 14	
12 Moriah College-AICES	2:36.30	2:45.02
1) Pajor, Hannah 13	2) Cass, Emma 14	
3)	4) Harrity, Laila 14	
13 Macquarie_AGS-AICES	NT	2:47.58
1) Lyons, Quinn 13	2) Bowen, Grace 14	
3) Vincent, Charlotte 13	4) Rufus, Trinity 13	
14 Redeemer_BS-AICES	3:08.88	2:59.82
1) Yuan, Marina 14	2) Poyitt, Evelyn 14	
3) Burns, Emily 14	4) Garth, Victoria 13	

Event 95 Boys 15-16 4x50 LC Meter Medley Relay

Team	Seed	Finals
1 St Philips_CC_PS-AICES	2:10.39	2:02.55
1) Morphew-Watson, Zayne 15	2) Stone, Blair 16	
3) Ingram, Hallam 16	4) Chadwick, Jayden 16	
2 Moriah College-AICES	2:09.78	2:06.31
1) Pajor, Alon 16	2) Penkin, Samuel 16	
3) Katz, Judd 16	4)	
3 William Clarke-AICES	2:08.49	2:06.45
1) Wartmann, Aaron 16	2) Hurley, Damon 16	
3) Light, Caine 16	4) Brice, Matthew 15	
4 Newcastle_GS--AICES	2:14.29	2:11.64
1) Bell, Hamish 15	2) Henderson, Connor 16	
3) Walker, Ryan 16	4) Riley, Kyle 15	
5 Calrossy_AS-AICES	2:17.72	2:11.76
1) Watts, Nathan 16	2) Bolte, Patrick 16	
3) Clark, Nathan 15	4) Watts, Mitchell 15	
6 Thomas Hassall_AC_-AICES	2:15.17	2:13.36
1) Nichols, Calan 15	2) Collyer, William (Bill) 16	
3) Dalianis, Harrison 16	4) Sullivan, Luke 15	
7 Hills_AC-AICES	2:15.65	2:14.24
1) Andrews, Darcy 15	2) Havenga, Deniel 15	
3) Jelacic, Adrian 16	4) Vandenbelt, Ben 15	



8 St Lukes_GS-AICES	2:14.57	2:16.28
1) Dumas, Victor 15	2) Hardaker, Mitchel 16	
3) Scott, Henry 16	4) Sampson, Dylan 15	
9 Wollondilly_AC-AICES	2:18.79	2:19.80
1) Cupitt, Cody 16	2) Wright, Damien 16	
3) Large, Dean 15	4) Baxter, Travis 15	
10 Northholm_GS-AICES	2:21.13	2:23.05
1) Steer, Daniel 15	2) Egan, Jarvis 16	
3) D'Angola, Marcus 16	4) Ho, Nathan 16	
11 Emanuel School-AICES	2:22.22	2:23.92
1) Behr, Jordan 16	2) Herdan, Dylan 16	
3) Christie, Dylan 15	4) Elbourne, Jared 15	
12 Shellharbour_AC-AICES	2:45.22	2:28.14
1) Charlston, Jack 15	2) Hayne, Cameron 15	
3) Southern, Deakin 15	4) Strong, Reagan 16	

Event 96 Girls 15-16 4x50 LC Meter Medley Relay

Team	Seed	Finals
1 Macquarie College	2:22.51	2:16.12
1) Anderson, Jasmine 16	2) Penn, Saffire 15	
3) Teague, Jazmyn 15	4) Jorgensen, Ella 16	
2 Calrossy_AS-AICES	2:29.46	2:18.49
1) Rudder, Cara 15	2) Terry, Anna 15	
3) Orman, Georgie 16	4) Klasen, Emma 15	
3 Hills_GS-AICES	2:25.74	2:21.09
1) Johnson, Megan 15	2) Chan, Felicity 15	
3) Tan, Julia 16	4) de Castro, Georgia 16	
4 Illawarra_GS-AICES	2:25.36	2:21.31
1) Happe, Eloise 15	2) King, Kyra 16	
3) Logan, Amy 15	4) Gibbons, Amy 16	
5 William Clarke-AICES	2:21.12	2:22.17
1) Foster, Chloe 16	2) Wheeler, Lauren 16	
3) Jarvis, Sophie 15	4) Cook, Jessica 15	
6 Arndell_AC-AICES	2:26.56	2:26.36
1) Nanthakumaran, Joanna 15	2) Black, Sarah 15	
3) Fallon, Emma 16	4) Facchin, Alicia 15	
7 Penrith_AC-AICES	2:25.22	2:27.79
1) Richardson, Sophie 16	2) Puri, Kala 15	
3) Goldmann, Charli 15	4) Nolan, Kathryn 16	
8 St Lukes_GS-AICES	2:23.92	2:28.73
1) Biddulph, Hayley 16	2) Dawson, Sabrina 16	
3) Henderson, Catriona 15	4) Herlihy, Jessica 16	
9 Moriah College-AICES	2:45.84	2:46.90
1) Aronowitz, Jaymi 15	2) Shulkin, Talia 16	
3) Younger, Ashley 16	4) Zimmerman, Erin 16	
10 Redeemer_BS-AICES	3:07.81	3:05.51
1) Zammit, Carla 16	2) Zammit, Mikalah 15	
3) Poyitt, Miriam 16	4) Hughes, Pariselle 16	
-- Pittwater House-AICES	2:27.16	DQ
1) Zofrea, Eva 15	2) Fordy, Alexandra 15	
3) Lenarduzzi, Pia 15	4) Mahn, Ashleigh 16	

Event 97 Boys 17 & Over 4x50 LC Meter Medley Relay

Team	Seed	Finals
1 Illawarra_GS-AICES	1:57.34	1:56.33
1) De Lutiis, Nathan 17	2) Dorrian-Nancarrow, Ethan 18	



3) Gaynor, Timothy 17	4) Logan, Matthew 17	
2 Broughton_AC-AICES	2:13.36	2:11.48
1) Harbord, Frederick (Blake) 18	2) Gray, Jackson 17	
3) Tindal, Will 17	4) Nichani, David 18	
3 William Clarke-AICES	2:23.07	2:15.88
1) Matthews, Connor 17	2) Sharpe, Jordan 17	
3) Matthews, Ben 17	4) Peatling, James 17	
4 Arden_AS-AICES	2:19.73	2:17.70
1) Marsden-Readford, Owen 18	2) McLean, Justin 17	
3) Yueng, Lachlan 17	4) Stubbs, Nathan 18	
5 Macarthur_AS-AICES	2:16.74	2:18.63
1) Messer, Lucas 18	2) Gray, Noah 17	
3) Ebeling, Adam 18	4) Masjuk, Callum 17	
6 Heritage Sydney-AICES	2:45.73	2:38.21
1) Carroll, Sam 18	2) Cervelli, Chris 18	
3) Gilmore, Chris 17	4) Hatchell, Liam 17	
-- Redeemer_BS-AICES	2:49.74	DQ
1) Bolton, Lachlan 18	2) Bailey, Callum 18	
3) Kudaya-More, Ed 17	4) Shaw, Liam 17	

Event 98 Girls 17 & Over 4x50 LC Meter Medley Relay

Team	Seed	Finals
1 William Clarke-AICES	2:19.28	2:16.01
1) Craig, Elise 18	2) Fry, Olivia 18	
3) Irving, Brooke 17	4) Morrisey, Jessica 17	
2 Macarthur_AS-AICES	2:26.07	2:25.07
1) Seton, Sophia 18	2) Perich, Laura 18	
3) Alexander, Sarah 18	4) Offord, Matilda 18	
3 Macquarie College	2:33.15	2:25.19
1) Abbo, Lauren 18	2) Geelan, Lucy 17	
3) Jones, Chloe 17	4) Williams, Kendall 18	
4 Illawarra_GS-AICES	2:29.31	2:30.23
1) I'Ons, Sarah 18	2) Martin, Elizabeth 18	
3) Massingham, Jana 17	4) Robson, Georgia 17	
5 Broughton_AC-AICES	2:37.31	2:31.15
1) Wootton, Shelby 18	2) Ferdinands, Jessica 18	
3) Sheehan, Brooke 18	4) Williams, Caitlin 17	
6 Tangara-AICES	2:36.98	2:33.07
1) Panayi, Catherine 18	2) Yu, Evelyn 17	
3) Woodbury, Annabelle 18	4) Tudehope, Lucy 17	
7 Arndell_AC-AICES	2:44.13	2:42.66
1) Patterson, Chloe 17	2) Steenbeeke, Jessica 17	
3) Griffiths, Lauren 18	4) Keating, Lilly-Ann 17	
8 Redeemer_BS-AICES	3:13.72	3:02.83
1) Jones, Gabrielle 18	2) Karvon, Chelsey 18	
3) Ongley, Megan 18	4) Burns, Andrea 17	
-- Moriah College-AICES	2:30.76	DQ
1) Hayim, Shira 17	2) Penkin, Sabrina 18	
3) Aronowitz, Shalia 17	4) Reuven, Laila 17	

Event 99 Boys 12-19 6x50 LC Meter Freestyle Relay

Team	Seed	Finals
1 Newcastle_GS--AICES	2:56.79	2:52.62
1) Jeffery, Gabriel 12	2) Jeffery, Oscar 14	
3) Dean, Nathaniel 17	4) Philpotts, Scott 13	
2 Illawarra_GS-AICES	2:55.60	2:54.17



1) Anderson, Kaleb 12	2) Matar, Omar 13		
3) Healey, James 14	4) Brunskill, Ethan 15		
3 Moriah College-AICES		3:02.29	3:00.71
1) Kalish, Dillon 12	2) Germane, Charlie 13		
3) Potash, Ben 14	4) Amoils, Adam 15		
4 Arndell_AC-AICES		3:05.89	3:01.87
1) Faehringer, BJ 12	2) Hollis-Watts, Joshua 13		
3) Leka, Christopher 14	4) Homann, Joshua 15		
5 William Clarke-AICES		3:07.99	3:04.89
1) Cummins, Thomas 12	2) Thomas, Callum 13		
3) Gu, Raymond 14	4) Sharpe, Jordan 17		
6 Penrith_AC-AICES		3:00.51	3:05.54
1) Bone, Matthew (Matt) 12	2) Hanrahan, Samuel 13		
3) Hanrahan, Jack 14	4) Ruggeri, Alexander 15		
7 St Lukes_GS-AICES		3:02.58	3:07.68
1) Howe, Marley 12	2) Dodson, Ethan 13		
3) Peknice, Toby 14	4) Sampson, Dylan 15		
8 Pittwater House-AICES		3:01.57	3:10.43
1) Gillespie, Sasha 12	2) Mahoney, John 13		
3) Thomas, Ryan 14	4) Pinnington, James 15		
9 Arden_AS-AICES		3:14.67	3:28.12
1) Egan, Henry 12	2) Garufi, Declan 13		
3) Murray, Jye 14	4) Hill, Naasson 15		

Event 100 Girls 12-19 6x50 LC Meter Freestyle Relay

Team	Seed	Finals
1 Macquarie College	3:11.85	3:04.96
1) Anderson, Jasmine 16	2) Dobbins, Emily 13	
3) Jones, Suhani 12	4) Geelan, Lucy 17	
2 William Clarke-AICES	3:11.39	3:09.67
1) Russell, Abbey 12	2) Hussein, Ella-Kate 13	
3) Hayward, Grace 14	4) Jarvis, Sophie 15	
3 Arden_AS-AICES	3:17.88	3:14.01
1) Neal, Grace 12	2) Silove, Jade 13	
3) Friend-Ngui, Anna 14	4) Robertson, Alexandra 15	
4 Pittwater House-AICES	3:21.35	3:20.92
1) Quayle, Elandra 12	2) Cummins, Jaime 13	
3) Buckley, Hannah 14	4) Lenarduzzi, Pia 15	
5 St Lukes_GS-AICES	3:11.89	3:22.14
1) Wilcox, Frances 12	2) Fisher, Eliza 13	
3) Heiniger, Taylor 14	4) Biddulph, Hayley 16	
6 Broughton_AC-AICES	3:18.11	3:23.38
1) Van Heekeren, Mackensie 15	2) Noble, Bianca 12	
3) Henshaw, Abbie 13	4) Wootton, Charley 14	
7 Arndell_AC-AICES	3:23.14	3:26.63
1) Millmann, Sarah 12	2) Macpherson, Danielle 13	
3) Wilson, Monique 14	4) Black, Sarah 15	
8 Illawarra_GS-AICES	3:17.26	3:28.16
1) Loeser, Alexia 12	2) Katkjaer, Eva 13	
3) Bacic-Johnston, Aria 14	4) Happe, Eloise 15	
9 Moriah College-AICES	3:34.50	3:38.33
1) Sarusi, Talya 12	2) Pajor, Hannah 13	
3) Cass, Emma 14	4) Aronowitz, Jaymi 15	

AICES Swimming Records 2017

Event	Time	Year	Holder
#67 Girls 12 50 Free	30.10	2002	K Brandt HRIS
#38 Girls 12 100 Free	1:06.26	2002	K Brandt HRIS
#23 Girls 12 50 Back	34.51	2002	H Brandt HRIS
#52 Girls 12 50 Breast	37.69	31/03/2014	Felicity Chan THG4
#2 Girls 12 50 Fly	31.79	2002	H Brandt HRIS
#69 Girls 13 50 Free	28.64	30/03/2017	Sydney Brown SHE4
#40 Girls 13 100 Free	1:02.60	30/03/2017	Sydney Brown SHE4
#25 Girls 13 50 Back	32.70	26/03/2013	Chloe Jones MC_4
#54 Girls 13 50 Breast	35.36	31/03/2008	Mikaela Middleton TLAS
#4 Girls 13 50 Fly	30.51	29/03/2012	Oriane Villiers SAS4S
#17 Girls 1214 200 Free	2:11.53	30/03/2017	Cassandra Fayers SPN4
#82 Girls 1214 200 IM	2:30.07	2/04/2009	Montana Perkins SWAS
#88 Girls 1214 4x50 Free Relay	1:58.64	31/03/2014	Macquarie College Macquarie Co J Anderson, L Geelan, C Jones, A Kelly
#94 Girls 1214 4x50 Medley Relay	2:13.05	31/03/2014	William Clarke College WCC4 N Bennett, S McDonald, B Irving, J Morrissey
#71 Girls 14 50 Free	27.93	31/03/2014	Kate Richards Central Coast AS
#42 Girls 14 100 Free	1:00.65	30/03/2017	Cassandra Fayers SPN4
#27 Girls 14 50 Back	32.28	31/03/2014	Sienna McDonald WCC4
#56 Girls 14 50 Breast	34.37	2/04/2009	Mikaela Middleton TLAS
#6 Girls 14 50 Fly	29.51	31/03/2008	Emma McKeon TWAS
#73 Girls 15 50 Free	27.63	2/04/2009	Emma McKeon TWAS
#44 Girls 15 100 Free	1:00.87	2/04/2009	Emma McKeon TWAS
#29 Girls 15 50 Back	31.27	29/03/2012	Emily Steer Northholm
#58 Girls 15 50 Breast	34.38	12/03/2015	Kate Richards Central Coast
#8 Girls 15 50 Fly	28.82	2/04/2009	Emma McKeon TWAS
#19 Girls 1516 200 Free	2:10.00	2/04/2009	Emma McKeon TWAS
#84 Girls 1516 200 IM	2:28.02	2/04/2009	Laura Angus NGAS
#90 Girls 1516 4x50 Free Relay	1:58.46	12/03/2015	William Clarke College William Clarke S McDonald, J Morrissey, B Irving, N Cheung
#96 Girls 1516 4x50 Medley Relay	2:10.64	12/03/2015	William Clarke College William Clarke B Irving, S McDonald, J Morrissey, N Cheung
#75 Girls 16 50 Free	27.93	22/04/2010	Emma McKeon TIAS
#46 Girls 16 100 Free	1:01.30	22/03/2011	Mikaela Middleton Hills GS
#31 Girls 16 50 Back	31.43	20/03/2006	Emily McMahon Bankstown GS
#60 Girls 16 50 Breast	34.08	1999	T Semionov HZSA
#10 Girls 16 50 Fly	29.44	22/03/2007	Jessie Bullen BGAS
#77 Girls 17 50 Free	27.56	29/03/2012	Mikaela Middleton THG4S
#48 Girls 17 100 Free	1:00.43	29/03/2012	Mikaela Middleton THG4S
#33 Girls 17 50 Back	31.51	31/03/2014	Emily Steer NG_4
#62 Girls 17 50 Breast	35.02	31/03/2008	Jessie Bullen BGAS
#12 Girls 17 50 Fly	29.16	31/03/2008	Jessie Bullen BGAS
#100 Girls 1219 6x50 Free Relay	3:04.96	30/03/2017	Macquarie College Macquarie Colleg J Anderson, E Dobbins, S Jones, L Geelan
#21 Girls 17&O 200 Free	2:14.11	20/03/2006	Cara Mura TWAS
#86 Girls 17&O 200 IM	2:28.83	29/03/2012	Adele Goudis WCC4S
#92 Girls 17&O 4x50 Free Relay	2:01.19	30/03/2017	William ClarkeAICES WCC4 E Craig, O Fry, B Irving, J Morrissey



Event	Time	Year	Holder
#98 Girls 17&O 4x50 Medley Relay	2:12.32	22/03/2007	Bankstown GR S Levy, A Davis, E McMahon, S Genco
#79 Girls 18&O 50 Free	28.30	29/03/2012	Emma McKeon tigs
#50 Girls 18&O 100 Free	1:01.60	30/03/2016	Kate Bolte Calrossy
#35 Girls 18&O 50 Back	32.00	30/03/2016	Emily Steer NG_4
#64 Girls 18&O 50 Breast	36.02	31/03/2008	Tahnje Jackson ARAS
#14 Girls 18&O 50 Fly	30.10	29/03/2012	Emma McKeon tigs
#66 Boys 12 50 Free	29.06	10/03/2005	Matthew Dawson NASSA
#37 Boys 12 100 Free	1:02.60	31/03/2014	Zayne MorphewWatson St Philips PS
#22 Boys 12 50 Back	34.11	31/03/2014	Zayne MorphewWatson St Philips PS
#51 Boys 12 50 Breast	39.36	10/03/2005	Michael Fell HZSA
#1 Boys 12 50 Fly	31.84	10/03/2005	Michael Fell HZSA
#68 Boys 13 50 Free	27.43	30/03/2016	Joseph Hamson Scone Grammar
#39 Boys 13 100 Free	59.35	2/04/2009	Jayke Rees PHAS
#24 Boys 13 50 Back	31.91	2/04/2009	Oskar StevensJones NHAS
#53 Boys 13 50 Breast	35.85	20/03/2006	Jarrold Hollier BTAS
#3 Boys 13 50 Fly	28.73	20/03/2006	Michael Fell William Clarke C
#16 Boys 1214 200 Free	2:07.43	2003	J Smith HZSA
#81 Boys 1214 200 IM	2:26.20	12/03/2015	Alan Paradzik Broughton
#87 Boys 1214 4x50 Free Relay	1:54.06	26/03/2013	William Clarke College WCC A Hilton, E Tang, P Zilic, R Gard
#93 Boys 1214 4x50 Medley Relay	2:10.43	31/03/2014	William Clarke College WCC4 J Sharpe, D Hurley, R Gard, C Wilson
#70 Boys 14 50 Free	25.61	22/04/2010	Jayke Rees PHAS
#41 Boys 14 100 Free	56.75	22/04/2010	Jayke Rees PHAS
#26 Boys 14 50 Back	30.18	22/04/2010	Oskar StevensJones NHAS
#55 Boys 14 50 Breast	33.42	31/03/2014	Justin McLean ARD4
#5 Boys 14 50 Fly	27.49	22/03/2007	Michael Fell William Clarke
#72 Boys 15 50 Free	25.55	26/03/2013	Jamie Parker HVG4
#43 Boys 15 100 Free	55.18	26/03/2013	Jamie Parker HVG4
#28 Boys 15 50 Back	28.90	12/03/2015	Myles Bailey St Phillips G
#57 Boys 15 50 Breast	32.97	22/03/2011	Kyron Israelsohn Masada
#7 Boys 15 50 Fly	27.15	22/04/2010	Nicholas Robertson SLAS
#18 Boys 1516 200 Free	1:56.16	31/03/2014	Jamie Parker Hunter Valley GS
#83 Boys 1516 200 IM	2:16.28	12/03/2015	Ethan Dorian Illawarra
#89 Boys 1516 4x50 Free Relay	1:45.02	31/03/2014	William Clarke College WCC4 M Sharpe, A Hilton, J Ivory, M Roseby
#95 Boys 1516 4x50 Medley Relay	1:58.75	31/03/2014	William Clarke College WCC4 M Roseby, M Sharpe, J Ivory, A Hilton
#74 Boys 16 50 Free	24.43	29/03/2012	Kyron Israelsohn mas
#45 Boys 16 100 Free	53.77	31/03/2014	Jamie Parker Hunter Valley GS
#30 Boys 16 50 Back	27.93	29/03/2012	Oskar StevensJones Northholm
#59 Boys 16 50 Breast	32.00	29/03/2012	Kyron Israelsohn mas
#9 Boys 16 50 Fly	26.32	29/03/2012	Kyron Israelsohn mas
#76 Boys 17 50 Free	24.57	2004	D Goltsman CDSSA
#47 Boys 17 100 Free	53.88	12/03/2015	Jamie Parker Hunter Valley
#32 Boys 17 50 Back	27.61	26/03/2013	Oskar StevensJones Northholm
#61 Boys 17 50 Breast	31.39	26/03/2013	Kyron Israelsohn MSAS
#11 Boys 17 50 Fly	26.07	12/03/2015	Jamie Parker Hunter Valley



Event	Time	Year	Holder
#99 Boys I219 6x50 Free Relay	2:50.36	31/03/2014	William Clarke College WCC4 M Brice, D Hurley, C Wilson, A Hilton
#20 Boys I7&O 200 Free	1:55.97	29/03/2012	Jarrood Poort tigs
#85 Boys I7&O 200 IM	2:10.29	29/03/2012	Sho Nishimoto slgs
#91 Boys I7&O 4x50 Free Relay	1:44.56	26/03/2013	St Lukes GS SLG4 L Yeates, N Robertson, M Brooks, C Halligan
#97 Boys I7&O 4x50 Medley Relay	1:56.33	30/03/2017	Illawarra_GSAICES TIG4 De Lutiis, DorrianNancarrow, Gaynor, Logan
#78 Boys I8&O 50 Free	24.30	31/03/2014	Kyron Israelsohn MA_4
#49 Boys I8&O 100 Free	53.76	22/04/2010	David McKeon TIAS
#34 Boys I8&O 50 Back	29.16	20/03/2006	Robert Hurley TWAS
#63 Boys I8&O 50 Breast	31.27	31/03/2014	Kyron Israelsohn MA_4
#13 Boys I8&O 50 Fly	25.95	26/03/2013	Nicholas Robertson SLG4
#36 Mixed I219 50 Back Multi Class	38.02	30/03/2017	Maddison Elliott S8 807 Points BTA4
#65 Mixed I219 50 Breast Multi Class	45.14	30/03/2017	Maddison Elliott SB8 523 Pts BTA4
#15 Mixed I219 50 Fly Multi Class	34.13	30/03/2017	Maddison Elliott S8 834 Pts BTA4



AICES Swimming Team

Arden_AS				Moriah College			
1	Baker, Alanna	F	17	1	Amoils, Adam	M	15
2	Burton, Josie	F	13	2	Germane, Charlie	M	13
3	Friend-Ngui, Anna	F	14	3	Hayim, Shira	F	17
4	Liney, Sophie	F	16	4	Kalish, Dillon	M	12
5	McLean, Justin	M	17	5	Katz, Judd	M	16
6	Neal, Grace	F	12	6	Pajor, Alon	M	16
7	Ng, Xander	M	13	7	Penkin, Sabrina	F	18
8	Robertson, Alexandra	F	15	8	Penkin, Samuel	M	16
				9	Potash, Ben	M	14
Arndell_AC				10	Reuven, Laila	F	17
1	Black, Sarah	F	15	11	Zimmerman, Gidon	M	18
2	Facchin, Alicia	F	15				
3	Fallon, Emma	F	16	Newcastle_GS			
4	Homann, Joshua	M	15	1	Bell, Hamish	M	15
5	Leka, Christopher	M	14	2	Dean, Nathaniel	M	17
6	Nanthakumaran, Joanna	F	15	3	Jeffery, Gabriel	M	12
7	Thomas, Harrison	M	17	4	Jeffery, Oscar	M	14
				5	Philpotts, Scott	M	13
Bishop_Tyrrell_AC				6	Riley, Kyle	M	15
1	Burns, Victoria	F	12	7	Smith, Alexandria	F	12
2	Elliott, Maddison s8b8m8	F	18	8	Tait, Angus	M	14
				9	Walker, Ryan	M	16
Broughton_AC							
1	Gray, Jackson	M	17	Northholm_GS			
2	Harbord, Frederick (Blake)	M	18	1	Charlton, Jack	M	17
3	Henshaw, Abbie	F	13	2	Charlton, Olivia	F	14
4	Nichani, David	M	18	3	Godbille, Nicolas	M	17
5	Tindal, Will	M	17	4	Steer, Daniel	M	15
				5	Vine, Cameron	M	13
Calrossy_AS							
1	Andren, Beth	F	14	Nowra_AC			
2	Bolte, Patrick	M	16	1	Dunn, Madeline	F	15
3	Burnett, William	M	14	2	Hughes, Ella	F	14
4	Cantrill, Amy	F	14				
5	Fauchon, Amelia	F	13	Penrith_AC			
6	French, Alexis	F	12	1	Bentley, Kayla	F	17
7	Klasen, Emma	F	15	2	Bentley, Lucas	M	14
8	Orman, Georgie	F	16	3	Bone, Matthew (Matt)	M	12
9	Rasmussen, Lachlan s14b14m14	M	13	4	Copeland, Declan	M	14
10	Rudder, Cara	F	15	5	Fawns, Olivia	F	14
11	Terry, Anna	F	15	6	Field, Georgia	F	14
12	Watts, Nathan	M	16	7	Forti, Charlotte	F	13
13	Wright, Imogen	F	14	8	Goldmann, Charli	F	15
				9	Hanrahan, Jack	M	14
Central Coast_AS				10	Kalantar, Jooya	M	14
1	Cummins, Sam	M	14	11	McAlister, Abbey	F	14
2	McLoughlin, Chloe	F	13	12	Tupper, Daniel	M	16



	3	Woolley, Cooper	M	17				
					Pittwater House			
Emanuel School					1	Buckley, Hannah	F	14
	1	Elbourne, Jared	M	15	2	Cummins, Jaime	F	13
	2	Goodridge, Gabriella	F	15	3	Lenarduzzi, Pia	F	15
					4	Scott, Amelia s9b9m9	F	15
Georges River					5	Toumi-Cussinnet, Illuphe	M	16
	1	Brown, Tyler s10b10m10	M	14	6	Zofrea, Eva	F	15
	2	Griffith, Sarah	F	16				
	3	Nekic, Abby s14b14m14	F	17	Reddam House			
	4	Nekic, Ethan	M	12	1	Berry, Gracie	F	14
	5	Phillips, Timothy	M	13	2	Scheideman, Frederika	F	12
	6	Pulling, Bevan	M	18				
					Rouse_Hill_AC			
Hills_AC					1	Teleki, Kaitlin	F	14
	1	Andrews, Preston	M	12				
	2	Constantinidies, Vasilis	M	18	Sapphire_Coast_AC			
	3	Nadaskay, Zeke s9b10m9	M	15	1	Norris, Eliza-Jane	F	12
Hills_GS					Shellharbour_AC			
	1	Chan, Charlotte	F	17	1	Brown, Sydney	F	13
	2	Chan, Felicity	F	15				
	3	de Castro, Georgia	F	16	St Columba-_AS			
	4	Dearden, Jarrod	M	15	1	Bannon, Grace	F	15
	5	Johnson, Megan	F	15	2	King, Mathilda	F	12
	6	Tan, Julia	F	16				
					St Euphemia			
Hunter Valley GS					1	Melas, Costa	M	17
	1	Ngatuvai, Moana	F	18				
	2	Woods, Riley	M	15	St Lukes_GS			
					1	Brown, Ethan s10b10m10	M	13
Illawarra_GS					2	Heiniger, Chloe	F	15
	1	Anderson, Kaleb	M	12	3	Heiniger, Taylor	F	14
	2	Bacic-Johnston, Aria	F	14	4	Peknice, Toby	M	14
	3	Brunskill, Ethan	M	15	5	Said, Benjamin s13b13m13	M	15
	4	De Lutiis, Nathan	M	17				
	5	Dorrian-Nancarrow, Ethan	M	18	St Philips_CC_PS			
	6	Gaynor, Timothy	M	17	1	Chadwick, Jayden	M	16
	7	Giason, Ben	M	13	2	Ingram, Buckley	M	14
	8	Healey, James	M	14	3	Ingram, Hallam	M	16
	9	l'Ons, Sarah	F	18	4	McKenna, Hamish	M	14
	10	Jiang, Daniel	M	14	5	Morphew-Watson, Zayne	M	15
	11	Katkjaer, Eva	F	13	6	Rae, William	M	18
	12	King, Kyra	F	16	7	Stone, Blair	M	16
	13	Laing, Daniel	M	18	Total Athletes: 7			
	14	Martin, Elizabeth	F	18	St Phillips_CC_N			
	15	Massingham, Jana	F	17	1	Andrews, Edward	M	12
	16	Matar, Omar	M	13	2	Bowen, Bryn	M	15
	17	Mcllwraith, Kiarna	F	13	3	Fayers, Cassandra	F	14



18	Mortimer, Caitlin	F	14	4	Richardson, Hannah	F	17
19	Robson, Georgia	F	17				
20	Spicknall, Griffin	M	16	St Phillips-CC_C			
				1	Briedenhann, Johans10b10m10	M	16
International_GS				2	Daly, Will	M	14
1	Kanaley, Robert	M	13	3	Lucas, Joel	M	15
2	Welfare, Luca	M	16	4	Porteus, Corryn	F	17
Lakes Grammar				St Phillips-CC-G			
1	Seol, Daniel	M	13	1	Bailey, Myles	M	17
Macarthur_AS				Tangara			
1	Alexander, Sarah	F	18	1	Woodbury, Annabelle	F	18
2	Ebeling, Adam	M	18	2	Woodbury, Sarah	F	15
3	Offord, Matilda	F	18	3	Yu, Evelyn	F	17
4	Perich, Laura	F	18				
5	Seton, Sophia	F	18	Thomas Hassall_AC			
				1	Harrison, Dalianis	M	16
Macquarie Coll				2	Nichols, Calan	M	15
1	Abbo, Lauren	F	18	3	Scullino, Madeline	F	17
2	Anderson, Jasmine	F	16				
3	Battese, Teesha	F	14	William Clarke			
4	Cagney, Paris	F	13	1	Brice, Matthew	M	15
5	Dobbins, Emily	F	13	2	Cook, Jessica	F	15
6	Gearing, Freya	F	14	3	Craig, Elise	F	18
7	Geelan, Lucy	F	17	4	Foster, Chloe	F	16
8	Harris, Sarah	F	14	5	Fry, Olivia	F	18
9	Jones, Chloe	F	17	6	Gould, Olivia	F	14
10	Jones, Suhani	F	12	7	Hurley, Damon	M	16
11	Jorgensen, Ella	F	16	8	Hussein, Ella-Kate	F	13
12	Penn, Saffire	F	15	9	Irving, Brooke	F	17
13	Teague, Jazmyn	F	15	10	Jarvis, Sophie	F	15
14	Williams, Kendall	F	18	11	Light, Caine	M	16
				12	Mewjork, Tom	M	17
Masada College				13	Morrissey, Jessica	F	17
1	Gurevich, Bridget	F	13	14	Potter, Louis	M	17
				15	Russell, Abbey	F	12
				16	Sharpe, Jordan	M	17
				17	Wartmann, Aaron	M	16
				18	Wheeler, Lauren	F	16
				19	Wilson, Ben	M	17

Students in CIS Swimming Team

Justin McLean	Arden Anglican School
Maddison Elliott	Bishop Tyrrell Anglican College
Jackson Gray	Broughton Anglican College
Alexis French	Calrossy Anglican School
Cooper Woolley	Central Coast Adventist School
Tyler Brown	Georges River Grammar
Ethan Nekic	Georges River Grammar
Abby Nekic	Georges River Grammar
Tyler Brown	Georges River Grammar
Preston Andrews	Hills Adventist College
Zeke Nadaskay	Hills Adventist College
Kendall Williams	Macquarie College
Gabriel Jeffery	Newcastle Grammar School
Ryan Walker	Newcastle Grammar School
Jack Charlton	Northholm Grammar School
Pia Lenarduzzi	Pittwater House
Amelia Scott	Pittwater House
Kaitlin Teleki	Rouse Hill Anglican College
Sydney Brown	Shellharbour Anglican College
Grace Bannon	St Columba Anglican School
Mathilda King	St Columba Anglican School
Cassandra Fayers	St Philip's Christian College
Johan Briedenhann	St Philip's Christian College, Cessnock
Hamish McKenna	St Philip's Christian College, Port Stephens
Felicity Chan	The Hills Grammar School
Ethan Dorrian-Nancarrow	The Illawarra Grammar School

CROSS COUNTRY

Cross Country Results

Association	Overall Score	Place	Percentage Score	% Place
HRIS	6563	2	13126	4
NASSA	6692	1	16791	1
HZSA	6143	3	14390	3
CDSSA	3945	4	12195	6
SASSA	2088	6	12795	5
SWISSA	1281	7	7318	7
ISD	657	8	1903	8
WAS	3202	5	15228	2



AICES Medalists

12 Year Olds Female - Individual Scores				15 Year Olds Male - Individual Scores			
Place	Name	Age	Team	Place	Name	Age	Team
1	Norris, Eliza-Jane	12	SCA4	1	Offord, Dylan	15	MAS4
2	Reynolds, Laura	12	STC4	2	Ruhs, Michael	15	THA4
3	Montgomery, Lailani	12	CAA4	3	Lee, Peter	15	RBS4
12 Year Olds Male - Individual Scores				16 Year Olds Female - Individual Scores			
Place	Name	Age	Team	Place	Name	Age	Team
1	Kerridge, Cooper	12	TIG4	1	Simmons, Charlotte	16	KWS4
2	Ham, Oliver	12	IFS4	2	Hayward, Madison	16	WCC4
3	Karash, Dilion	12	MOR4	3	Rollason, Alexandra	16	WAC4
13 Year Olds Female - Individual Scores				16 Year Olds Male - Individual Scores			
Place	Name	Age	Team	Place	Name	Age	Team
1	Monk, Montana	13	BTA4	1	Henderson, Connor	16	NGS4
2	Pernecker, Ashley	13	LGS4	2	Manente, Luca	16	WCC4
3	Barnett, Eleanor	13	SPN4	3	Vlatko, Anthony	16	IGS4
13 Year Olds Male - Individual Scores				17 Year Olds Female - Individual Scores			
Place	Name	Age	Team	Place	Name	Age	Team
1	Thomas, Benjamin (Ben)	13	RHA4	1	Watts, Emily	17	TSS4
2	Giason, Ben	13	TIG4	2	Smith, Sophie	17	RHA4
3	Gordon, Rafael	13	SLG4	3	Steele, Sianna	17	PAC4
14 Year Olds Female - Individual Scores				17 Year Olds Male - Individual Scores			
Place	Name	Age	Team	Place	Name	Age	Team
1	Fayers, Cassandra	14	SPN4	1	Redmond, Lorcan	17	NGS4
2	Mitchell, Tia	14	PHS4	2	Seal, James	17	TIG4
3	Ward, Lauren	14	MAS4	3	Holding, Sam	17	MC_4
14 Year Olds Male - Individual Scores				18+ Female - Individual Scores			
Place	Name	Age	Team	Place	Name	Age	Team
1	Healey, James	14	TIG4	1	Offord, Matilda	18	MAS4
2	Matthes, Ethan	14	AS_4	2	Williams, Rumer	18	SPB4
3	Mills, Jack	14	STC4	3	Martin, Elizabeth	18	TIG4
15 Year Olds Female - Individual Scores				18+ Male - Individual Scores			
Place	Name	Age	Team	Place	Name	Age	Team
1	Elvy, Alexis	15	SHE4	1	Holland, Dylan	18	SHE4
2	Staniforth, Farrah	15	KWS4	2	Maxwell, Jesse	18	SPN4
3	Hughes, Panialeise	15	RBS4	3	Whiteley, Connor	18	KWS4



AICES Cross Country Results

Event 1 Boys 18+ 8000 Meter

Name	Age	Team	Finals	H#
Finals				
1 Holland, Dylan	18	Shellharbour AC	26:43.24	1
2 Maxwell, Jesse	18	St Philips N	26:59.81	1
3 Whiteley, Connor	18	Kinross Wolaroi	28:27.12	1
4 Glover, Jordan	18	Northholm GS	28:40.73	1
5 Bilton, Jack	18	Kinross Wolaroi	29:19.49	1
6 Hobson, Tyler	18	Avondale Sch	29:50.74	1
7 Wills, Harry	18	International FS	30:12.20	4
8 Duong, Jady	18	William Clarke	31:13.80	1
9 Heinrich, Jacob	18	William Clarke	31:36.12	1
10 Harbord, Blake	18	Broughton AC	31:45.39	1
11 Magotti, Eraga	18	Hills GS	31:49.79	2
12 Girvan, William	18	Wollondilly AC	32:05.61	2
13 Kalassina, Rommy	18	International FS	32:35.80	2
14 Evans, Braddon	18	Broughton AC	32:59.23	2
15 Taubman, Joshua	18	Arden AS	33:34.40	2
16 Pearce, Daniel	18	Macarthur AS	35:07.83	2
17 Green, Lachlan	18	Lakes Grammar	35:10.81	2
18 Smith, Jared	18	Shellharbour AC	35:11.26	2
19 Morris, Jared	19	Moriah College	35:14.65	2
20 Ellison, Fredric	18	Arden AS	35:33.20	2
21 Carroll, Samuel	18	Heritage Coll S	35:46.01	3
22 Bailey, Callum	18	Redeemer Bap	35:50.42	3
23 Geyer, Thomas	18	Kinross Wolaroi	35:57.67	3
24 Markovski, Corey	18	Broughton AC	36:25.79	3
25 Pascoe, Thomas	18	Nowra AC	36:38.67	3
26 Bolton, Lachlan	18	Redeemer Bap	38:02.29	3
27 Poyitt, James	18	Redeemer Bap	38:16.27	3
28 Jeon, Daniel	18	Redeemer Bap	39:38.62	3
29 Mercieca, Nicholas	18	Northholm GS	43:05.87	3
30 Potter, Lukas	18	Wollondilly AC	56:01.22	3

Event 2 Girls 18+ 6000 Meter

Name	Age	Team	Finals	H#
1 Offord, Matilda	18	Macarthur AS	23:12.10	1
2 Williams, Rumer	18	St Peters AC	24:23.28	1
3 Martin, Elizabeth	18	The Illawarra GS	24:59.45	1
4 Altona, Shirelle	18	Central Coas,m, [CR	26:45.25	1
5 Ward, Cate	18	Macarthur AS	26:50.07	1
6 Cliff, Ella	18	Arden AS	26:59.64	1
7 Alexander, Sarah	18	Macarthur AS	28:18.24	1
8 Hestelow, Emily	18	Arden AS	28:47.83	1
9 Woodbury, Annabelle	18	Tangara School,NJ,	29:15.52	1
10 Sainty, Madeline	18	Arndell AC	30:10.79	1
11 Goodwin, Meg	18	St Columba AS	30:22.08	2
12 Edgley, Claire	18	St Lukes GS	30:24.65	2
13 Egan, Rachel	18	Arden AS	30:30.36	2
14 Hoad, Annie	18	St Philips N	33:29.87	2
15 Adams, Sarah	18	Avondale Sch	33:46.35	2
16 Seton, Sophia	18	Macarthur AS	34:54.46	2
17 Kennet-Smith, Claudia	18	Macarthur AS	34:55.07	2



18 Jones, Gabrielle	18 Redeemer Bap	36:19.49	2
19 Paterson, Jemima (Jemima	18 Nowra AC	36:21.47	2
20 McQuire, Laina	18 Shellharbour AC	36:22.09	2
21 McClure, Emilee	18 Heritage Coll S	37:57.26	3
22 Waltrid, Fay	18 Avondale Sch	38:46.69	3
23 Watson, Taris	18 Tangara School,NJ,	41:55.69	3
24 Faehrmann, Grace	18 Tangara School	41:56.26	3
25 Panayi, Catherine	18 Tangara School,NJ,	41:56.86	3

Event 3 Boys 17 Year Olds 6000 Meter

Name	Age Team	Finals	H#
1 Redmond, Lorcan	17 Newcastle GS	18:51.53	1
2 Seal, James	17 The Illawarra GS	19:10.53	1
3 Holding, Sam	17 Macquarie Colleg	21:14.17	1
4 Dunlop, Reiley	17 Pittwater House	21:30.51	1
5 Gard, Riley	17 William Clarke	21:34.14	1
6 Herbert, Lachlan	17 Kinross Wolaroi	21:40.63	1
7 Liaropoulos, Jake	17 William Clarke	21:55.32	1
8 Cho, Joe	17 Redeemer Bap	22:09.12	1
9 Hawker, Ellis	17 Kinross Wolaroi	22:10.79	1
10 Jenkins, Henry	17 The Illawarra GS	22:39.54	1
11 Wingate, Aiden	17 The Illawarra GS	22:49.89	2
12 Hashemi Pour, Amir	17 William Clarke	22:50.82	2
13 Gray, Noah	17 Macarthur AS	23:10.91	2
14 Lumis, Jock	17 International FS	23:26.68	2
15 Gosling, Stuart	17 William Clarke	23:29.63	2
16 Wilson, Cameron	17 William Clarke	23:36.03	2
17 Verstegen, Cooper	17 Macquarie Colleg	23:38.89	2
18 Gray, Jackson	17 Broughton AC	23:41.51	2
19 Okely, Samuel	17 The Illawarra GS	23:47.53	2
20 Woodward, Michael	17 St Columba AS	23:58.70	2
21 Mallison, Benjamin	17 Arden AS	24:01.30	3
22 Ndlovu, Mandlenkosi	17 Thomas Hassall	24:17.49	3
23 Gearing, Luke	17 Macquarie Colleg	24:23.76	3
24 Huard, Luke	17 Nowra AC	24:46.71	3
25 Smith, William	17 Kinross Wolaroi	24:56.37	3
26 Rikmanis, Oliver	17 St Columba AS	24:59.43	3
27 Jamieson, Philip	17 Heritage Coll S	25:01.55	3
28 Smith, Shaun	17 Heritage Coll S	25:03.48	3
29 Glassock-Warren, Hamish	17 Penrith AC	25:06.18	3
30 Hughes, Liam	17 Macquarie Colleg	25:17.01	3
31 Dixon, Jack	17 Orange Ags	25:29.60	4
32 Oakley, Alexander	17 Newcastle GS	25:30.94	4
33 Brunton, Ben	17 Scots Bathurst	25:40.20	4
34 Darlington, Ben	17 All Saints' Coll	25:49.78	4
35 Routh, Maximilian	17 Newcastle GS	25:52.72	4
36 Harrold, Angus	17 Penrith AC	25:59.62	4
37 Leslie, Kyle	17 Nowra AC	26:50.82	4
38 McLean, Justin	17 Arden AS	26:53.11	4
39 McFall, Flynn	17 Penrith AC	27:04.64	4
40 McAlister, Jack	17 Penrith AC	27:51.62	4
41 Metzger, Jarrad	17 Moriah College	27:52.52	5
42 Zaccagnini, Joseph	17 Nowra AC	28:29.62	5
43 Sundararaman, Raghav	13 Reddam House	29:19.26	5
44 Carraro, James	17 Newcastle GS	29:19.55	5
45 Kudaya-More, Ed	17 Redeemer Bap	29:32.02	5
46 Savaiko, Junior	17 Redeemer Bap	30:02.78	5
47 Callan, Aaron	17 Scots Bathurst	31:17.73	5



Event 4 Girls 17 Year Olds 4000 Meter

Name	Age	Team	Finals	H#
1 Watts, Emily	17	Scots Bathurst	16:16.68	1
2 Smith, Sophie	17	Rouse Hill A	17:16.21	1
3 Steele, Sianna	17	Penrith AC	17:25.54	1
4 Tapp, Sharna	17	Calrossy AS	18:00.39	1
5 Smith, Maggie	17	Kinross Wolaroi	18:11.15	1
6 Lawrence, Rachel	17	William Clarke	18:34.99	1
7 Dejarar, Bernice	17	Macquarie Colleg	18:48.07	1
8 Riley, Grace	17	Bishop Tyrrell	19:04.41	1
9 Higgins, Katrina	17	Calrossy AS	19:20.91	1
10 Morrisey, Jessica	17	William Clarke	19:29.76	1
11 Bentley, Kayla	17	Penrith AC	19:50.30	2
12 Kozlik, Holly	17	Macquarie Colleg	19:54.28	2
13 McNally, Maddison	17	Hunter Valley GS	20:02.16	2
14 Squire, Rachel	17	Thomas Hassall	20:11.82	2
15 Heilman, Daisy	17	Scots Bathurst	20:12.93	2
16 Lewis, Amelia	17	Hunter Valley GS	20:18.49	2
17 Spencer, Caitlin	17	Newcastle GS	20:26.56	2
18 Nichols, Shannon	17	Scone Grammar	20:42.59	2
19 Clark, Jacinta	17	Lakes Grammar	20:58.22	2
20 Hackett, Kate	17	Newcastle GS	21:04.95	2
21 Baker, Alanna	17	Arden AS	21:13.29	3
22 Williams, Caitlin	17	Broughton AC	21:23.43	3
23 Dyles, Sarah	17	Newcastle GS	21:28.07	3
24 Coleman, Alana	17	Hunter Valley GS	21:45.47	3
25 Drayton, Cassandra	17	Nowra AC	22:07.19	3
26 Kathrotiya, Aayushi	17	William Clarke	22:12.28	3
27 Carroll, Brittany	17	Hunter Valley GS	22:21.54	3
28 Beasant, Breelyn	17	International FS	22:24.73	3
29 Bartlett, Jaclyn	17	Macarthur AS	22:34.56	3
30 Tzitziris, Bailey	17	Wollondilly AC	22:38.84	3
31 Bradekji, Rachel	17	Arden AS	22:42.88	4
32 Burdett, Tara	17	Arden AS	22:43.60	4
33 Schuster, Lucy	17	Penrith AC	23:13.36	4
34 Johnson, Matilda	17	Heritage Coll S	23:15.75	4
35 Schoebel, Monique	17	Penrith AC	23:20.48	4
36 Porter, Diana	17	Macarthur AS	23:23.48	4
37 Bourne, Reanna	17	Macarthur AS	23:28.13	4
38 Wolfinger, Madison	17	Arndell AC	23:37.14	4
39 Burns, Andrea	17	Redeemer Bap	23:51.55	4
40 Sprague, Meg	17	William Clarke	23:52.02	4
41 Johnson, Thea	17	The Illawarra GS	24:44.89	5
42 Scheffer, Renee	17	Macarthur AS	26:04.93	5
43 Dacey, Erin	17	Arden AS	29:12.14	5
44 Reynolds, Phoebe	17	All Saints' Coll	29:12.87	5

Event 5 Boys 16 Year Olds 6000 Meter

Name	Age	Team	Finals	H#
1 Henderson, Connor	16	Newcastle GS	20:07.48	1
2 Manente, Luca	16	William Clarke	20:19.53	1
3 Vlatko, Anthony	16	International GS	20:28.55	1
4 Kapr, Martin	16	St Lukes GS	20:30.54	1
5 Krecklenberg, Noah	16	Moriah College	20:39.52	1
6 Begbie, Joe	16	St Columba AS	21:15.39	1



7 Chadwick, Jayden	16 St Philips P	21:18.13	1
8 Nkurunziza, byiringiro	16 Macquarie Colleg	21:25.55	1
9 Buesnel, Ethan	16 Kinross Wolaroi	21:32.43	1
10 Neoklis, Adrian	16 Thomas Hassall	21:47.96	1
11 Hyman, Jake	16 Emmanuel	21:50.96	2
12 Stacey, Willlliam	16 Arden AS	22:09.49	2
13 Vassallo, Zack	16 Penrith AC	22:30.87	2
14 Catzikiris, Alex	16 Scone Grammar	22:38.72	2
15 Ambler, Daniel	16 Hills GS	22:50.12	2
16 Nicholson, Edwin	16 Hunter Valley GS	22:50.86	2
17 Kersivien, Luke	16 Penrith AC	22:52.08	2
18 Titherington, Matt	16 International FS	23:09.44	2
19 Spiritosanto, Matthew	16 Arden AS	23:58.83	2
20 Spencer, Bronson	16 Pittwater House	24:04.75	2
21 Hardaker, Mitchell	16 St Lukes GS	24:10.60	3
22 Taub, Yaron	16 Moriah College	24:34.84	3
23 Bolton, Anthony	16 Redeemer Bap	24:35.39	3
24 Isaacs, Harry	16 Orange Ags	24:36.97	3
25 Marshall, Sam	16 Reddam House	24:37.43	3
26 Boyle, Regan	16 Wollondilly AC	24:40.95	3
27 Toolan, Liam	16 William Clarke	25:19.86	3
28 Mawer, Connor	16 St Lukes GS	25:29.32	3
29 Bordignon, Robert	16 Penrith AC	25:32.51	3
30 Lewis, Noah	16 Moriah College	25:35.44	3
31 Baldwin, Noah	16 All Saints' Coll	25:38.68	4
32 Buckham, Jessie	16 Nowra AC	25:39.88	4
33 Murgolo, Martin	16 Wollemi AC	25:57.59	4
34 Mo, Daniel	16 William Clarke	26:03.97	4
35 Poyitt, James	18 Redeemer Bap	26:04.25	4
36 Tofler, Alexander	16 Moriah College	26:29.18	4
37 Humphries, Harry	16 All Saints' Coll	26:29.34	4
38 Goddard, Luke	16 All Saints' Coll	26:32.61	4
39 Oron, Yonatan	16 Masada College	26:33.72	4
40 McCall, Eden	16 The Illawarra GS	26:36.02	4
41 Chivinda, Mckenzie	16 Wollemi AC	26:41.54	5
42 Lavender, Mark	16 St Peters AC	27:11.03	5
43 Tarpenning, Branton	16 All Saints' Coll	28:04.36	5
44 Lugod, Armando	16 Wollemi AC,NSW, NSW	30:18.93	5
45 Murgolo, Matthew	16 Wollemi AC,NSW, NSW	30:19.33	5
46 Fell, David	16 St Philips P	32:42.33	5
47 Ingram, Hallam	16 St Philips P	32:42.60	5
48 Kontominas, Nicholas	16 St Euphemia	35:57.43	5
49 Strong, Reagan	16 Shellharbour AC	41:03.35	5
50 Conner, Otis	16 International GS	41:03.96	5

Event 6 Girls 16 Year Olds 4000 Meter

Name	Age Team	Finals	H#
1 Simmons, Charlotte	16 Kinross Wolaroi	16:25.14	1
2 Hayward, Madison	16 William Clarke	16:55.00	1
3 Rollason, Alexandra	16 Wollondilly AC	17:02.70	1
4 Pizzata, Daniela	16 St Philips G	17:22.05	1
5 Sendt, Caitlin	16 Macarthur AS	17:25.90	1
6 Holmberg, Corbyn	16 Newcastle GS	17:32.31	1
7 Ross, Amelia	16 Hunter Valley GS	17:43.59	1
8 Dearie, Cheyenne	16 International FS	17:55.14	1
9 Cavanagh, Brooke	16 Shellharbour AC	18:06.26	1
10 Taber, Alanna	16 Broughton AC	18:29.43	1
11 Goldman, Allegra	16 Emmanuel	18:42.23	2



12 Conway, Florence	16 Kinross Wolaroi	18:45.59	2
13 Clifton, Isabella	16 International GS	18:49.02	2
14 anderson, jasmine	16 Macquarie Colleg	19:20.29	2
15 Jones, Niamh	16 Central Coas,m, [CR	19:22.26	2
16 walker, arizona	16 Macquarie Colleg	19:24.38	2
17 Grieve, Sarah	16 Heritage Coll S	19:26.48	2
18 Moore, Lucille	16 St Lukes GS	19:33.13	2
19 Nonnenmacher, Charlotte	16 Kinross Wolaroi	19:52.75	2
20 Nishihara, Keika	16 Tangara School,NJ,	20:00.61	2
21 Russell, Madeleine	16 Hunter Valley GS	20:15.60	3
22 Small, Olivia	16 Kinross Wolaroi	20:18.03	3
23 Ramos, Julia	16 William Clarke	20:25.28	3
24 Webb, Rosemary	16 Scots Bathurst	20:29.56	3
25 Fortescue, Brianna	16 Broughton AC	20:38.81	3
26 Davidson, Ella	16 St Lukes GS	20:50.59	3
27 baldwin, zara	16 Macquarie Colleg	21:17.97	3
28 Hall, Verity	16 Arden AS	21:23.73	3
29 Paton, Ali	16 Arden AS	21:24.30	3
30 Purnell, Emilee	16 Wollondilly AC	22:06.04	3
31 Likic, Uma	16 Amity College	22:08.60	4
32 Watson, Jayda	16 Tangara School,NJ,	22:25.08	4
33 Zammit, Carla	16 Redeemer Bap	22:26.06	4
34 Watson, Ebony	16 Macquarie Ags	22:26.81	4
35 Futeran, Mia	16 Moriah College	22:54.61	4
36 Hvejsel, Nina	16 Wollondilly AC	23:01.07	4
37 Hayman, Claudia	17 St Lukes GS	23:06.31	4
38 Asquith, Eleonore	16 Shellharbour AC	23:08.59	4
39 Stacey, Jessica	16 Shellharbour AC	23:09.27	4
40 Hughes, Pariselle	16 Redeemer Bap	23:55.76	4
41 Keen, Rylea	16 Wollondilly AC	24:41.31	5
42 Moran, Saphira	16 Reddam House	24:55.89	5
43 Petrovic, Ana-Sofia	16 International GS	24:56.57	5
44 Fairs, Maegan	16 Macquarie Colleg	25:36.22	5
45 Faehrmann, Sally	16 Tangara School	26:52.61	5
46 Kenney, Kalina	16 International GS	31:18.77	5

Event 7 Boys 15 Year Olds 4000 Meter

Name	Age Team	Finals	H#
1 Offord, Dylan	15 Macarthur AS	13:34.97	1
2 Ruhs, Michael	15 Thomas Hassall	14:03.25	1
3 Lee, Peter	15 Redeemer Bap	14:14.94	1
4 Willis, Jackson	15 Orange Ags	14:17.56	1
5 Vandyk, Byron	15 St Peters AC	14:29.07	1
6 Wilson, Luke	15 The Illawarra GS	14:35.35	1
7 Parsons, Hugh	15 All Saints' Coll	14:42.40	1
8 Smith, Wyatt	15 Scone Grammar	14:43.34	1
9 McLaren, Finley	15 The Illawarra GS	14:51.02	1
10 Richardson, George	15 Pittwater House	14:57.95	1
11 Westcott, Samuel	15 William Clarke	15:00.85	2
12 Tudor, Thomas	15 Kinross Wolaroi	15:02.71	2
13 Doubikin, Ty	15 Avondale Sch	15:09.48	2
14 Parsons, Rory	15 Central Coas,m, [CR	15:12.67	2
15 Rimmer, Jared	15 Rouse Hill A	15:15.37	2
16 Allen, Timothy	15 Wollemi AC,NSW, NSW	15:16.73	2
17 Nelson, Luc	15 Kinross Wolaroi	15:18.02	2
18 Van Sluys Erlich, Daniel	15 Emmanuel	15:18.68	2
19 Brice, Matthew	15 William Clarke	15:32.15	2
20 Elbourne, Jared	15 Emmanuel	15:36.33	2



21 Harris, Jordan	15 St Philips G	15:38.47	3
22 Cruz, Elijah	15 Thomas Hassall	15:40.41	3
23 Norcott, Ethan	15 Orange Ags	15:44.31	3
24 Butcher, Alexander	15 Pittwater House	15:52.34	3
25 Gannon, Trey	15 Pittwater House	15:52.64	3
26 Hewit, Connor	15 Georges River GS	16:00.47	3
27 Kocanda, Joseph	15 Kinross Wolaroi	16:13.46	3
28 Morphey-Watson, Zayne	15 St Philips P	16:17.07	3
29 Cook, Ben	15 Pittwater House	16:18.36	3
30 Grant, Riley	15 Central Coas	16:20.48	3
31 Healey, Matheus	15 Central Coas	16:21.19	4
32 Wong, Brendan	15 William Clarke	16:22.84	4
33 Mitchell, Will	15 All Saints' Coll	16:26.43	4
34 Petroff, Cory	15 Arndell AC	16:30.39	4
35 Koorey, Gerard	15 St Marouns Colle	16:32.72	4
36 Pinnington, James	15 Pittwater House	16:35.30	4
37 Hope, Isaac	15 All Saints' Coll	16:36.16	4
38 Squire, Matthew	15 Thomas Hassall	16:36.90	4
39 Taylor, Ed	15 Kinross Wolaroi	16:37.58	4
40 Ball, Nathan	15 Nowra AC	16:41.85	4
41 Andrews, Darcy	15 Hills AC	16:46.40	5
42 Bansal, Shiven	15 Redeemer Bap	16:49.77	5
43 Pickles, Dylan	15 Avondale Sch	16:51.13	5
44 Davis, Myles	15 Calrossy AS	16:51.56	5
45 Pidgeon, Jackson	15 Thomas Hassall	16:59.85	5
46 Dale, Joshua	15 Arden AS	17:03.75	5
47 Ivesin, Cameron	15 Central Coas	17:04.75	5
48 Elassaad, Youssef	15 St Marouns Colle	17:10.35	5
49 Craig, Andrew	15 Hills AC	17:11.58	5
50 Sehgal, Aryan	15 Redeemer Bap	17:34.81	5
51 Newton, Jack	15 St Peters AC	17:36.44	6
52 Mosely, Ethan	15 Nowra AC	17:36.98	6
53 Snelling, Nathan	15 Nowra AC	18:37.31	6
54 Sing, Joel	15 St Peters AC	18:59.49	6
55 Wiggins, William	15 Wollemi AC,NSW, NSW	19:00.04	6
56 Vandenbelt, Ben	15 Hills AC	20:02.26	6
57 Havenga, Daniel	15 Hills AC	20:02.52	6

Event 8 Girls 15 Year Olds 4000 Meter

Name	Age Team	Finals	H#
1 Cains, Anneliese	15 St Columba AS	15:19.59	1
2 Akhurst, Charlotte	15 Lakes Grammar	16:46.48	1
3 Gavin, Jamie	15 Reddam House	17:03.98	1
4 Jones, Hannah	15 St Columba AS	17:12.60	1
5 Hickey, Emily	15 St Philips P	17:14.66	1
6 Carter, Ellie	15 Newcastle GS	17:21.93	1
7 McShane-Cale, Summer	15 Central Coas,m, [CR	17:26.36	1
8 Smith, Geordie	15 Pittwater House	17:28.54	1
9 Mannix, Phillipa	15 Orange Ags	17:39.76	1
10 Arnold, Madeline	15 Hills AC,NSW, NSW	17:52.09	1
11 Davidson, Flora	15 Calrossy AS	18:15.67	2
12 St John, Tiarne	15 Broughton AC	18:27.22	2
13 Geros, Isabella	15 St Lukes GS	18:29.61	2
14 Gidney, Ella	15 Hunter Valley GS	18:32.70	2
15 Jarvis, Sophie	15 William Clarke	18:33.53	2
16 Chadban, Chloe	15 St Lukes GS	18:36.88	2
17 Murray, Bella	15 Hunter Valley GS	18:47.98	2
18 Kearns, Makayla	15 Hunter Valley GS	18:55.15	2



19	Woodbury, Sarah	15	Tangara School,NJ,	19:06.15	2
20	Murphy, Catherine	15	Tangara School,NJ,	19:13.37	2
21	Stewardson, Jorja	15	Bishop Tyrrell	19:16.99	3
22	Roth, Veronika	15	Masada College,NJ,	19:28.19	3
23	Bell, Morgan	15	Hunter Valley GS	19:30.72	3
24	Bailey, Brooke	15	Penrith AC	19:36.28	3
25	Campbell-Rogers, Eleanor	15	William Clarke	19:41.26	3
26	Clarke, Lara	15	Kinross Wolaroi	19:49.51	3
27	Woods, Tara	15	Pittwater House	19:50.13	3
28	Strudwick, Heidi	15	Kinross Wolaroi	19:53.67	3
29	Peterson, Kate	15	William Clarke	19:58.53	3
30	Lummis, Grace	15	Kinross Wolaroi	19:59.98	3
31	Geist, Mekdes	15	Wollondilly AC	20:02.76	4
32	Haikin, Leehea	15	Moriah College	20:08.47	4
33	Egan, Kate	15	Arden AS	20:24.52	4
34	Lenarduzzi, Pia	15	Pittwater House	20:41.59	4
35	Mansell, Tamika	15	Broughton AC	20:43.80	4
36	Doyle, Gemma	15	Montgrove Colleg,NS	20:50.11	4
37	Stanley, Olivia	15	St Columba AS	20:52.22	4
38	Doyle, Kindra	15	Macarthur AS	21:38.35	4
39	Taibel, Sophia	15	Moriah College	21:39.28	4
40	Goodridge, Gabriella	15	Emmanuel	21:47.51	4
41	Haryanto, Amy	15	Tangara School,NJ,	22:08.04	5
42	Kemp, Molly	15	St Columba AS	22:16.62	5
43	Mckinley, Astrid	15	International GS	22:18.87	5
44	Sugiaman, Francesca	15	Tangara School	22:38.66	5
45	Deng, Anna	15	Heritage Coll S	22:39.15	5
46	Fayaz, Alisha	15	Amity College	22:49.58	5
47	Knight, Sarah	15	William Clarke	23:26.24	5
48	Gierdren, Saarah	15	Amity College	24:00.80	5
49	Vella, Alana	15	Penrith AC	24:23.72	5
50	Goldman, Charli	15	Penrith AC	24:24.21	5
51	Behringer, Alexsis	15	Georges River GS	25:13.39	6
52	Filson, Madeleine	15	Redeemer Bap	26:38.74	6
53	Hughes, Panialeise	15	Redeemer Bap	26:40.21	6
54	Staniforth, Farrah	15	Kinross Wolaroi	29:23.24	6
55	Elvy, Alexis	15	Shellharbour AC	29:23.85	6

Event 9 Boys 14 Year Olds 4000 Meter

=====					
Name	Age	Team	Finals	H#	
=====					
1	Healey, James	14	The Illawarra GS	14:36.94	1
2	Matthes, Ethan	14	Avondale Sch	14:41.45	1
3	Mills, Jack	14	St Columba AS	14:46.72	1
4	Soper, Samuel	14	St Columba AS	14:47.64	1
5	Henry, Brooklyn (Brook)	14	Nowra AC	15:05.69	1
6	Conejar, Matthew	14	Wollemi AC,NSW, NSW	15:15.99	1
7	Bylsma, Max	14	Kinross Wolaroi	15:21.93	1
8	Aurisch, Baxter	14	McDonald College	15:25.83	1
9	White, Brodie	14	Arndell AC	15:28.35	1
10	Coates, Saxon	14	St Philips N	15:36.39	1
11	Donoghue, Michael	14	St Lukes GS	15:41.74	2
12	Hadley, Harry	14	St Lukes GS	15:44.58	2
13	Garmeister, Jensen	14	St Philips N	15:45.62	2
14	Hadden, Noah	14	Arndell AC	15:47.17	2
15	Romankin, Nikita	14	Shellharbour AC	15:49.39	2
16	Noakes, Thomas	14	Macarthur AS	15:51.80	2
17	Goehring, Keanu	14	St Lukes GS	15:59.44	2
18	Robards, Jeremy	14	St Philips N	16:00.47	2



19	Chu, Toby	14	Central Coas,m, [CR	16:01.26	2
20	Morales, Nicholas	14	Broughton AC	16:12.49	2
21	Liaropoulos, Brenton	14	William Clarke	16:13.78	3
22	Esposito, Andrea	14	Reddam House	16:14.32	3
23	Clarke, Jacob	14	Macquarie Ags	16:18.09	3
24	Gill, Harrison	14	William Clarke	16:20.71	3
25	Neich, Jack	14	Wollondilly AC	16:21.26	3
26	Borg, Stephen	14	The Illawarra GS	16:23.28	3
27	Clarke, Connor	14	Macquarie Ags	16:23.98	3
28	Do, Xavier	14	The Illawarra GS	16:24.56	3
29	Logozzo, Christopher	14	Thomas Hassall	16:31.75	3
30	Gallen, Connor	14	International FS	16:41.49	3
31	Ives, Timothy	14	Pittwater House	16:54.44	4
32	Kelly, Tyler	14	Scone Grammar	16:57.64	4
33	Clark, Maxwell	14	St Columba AS	17:04.01	4
34	van Haren, Joel	14	St Philips N	17:06.97	4
35	Van Yzendoorn, Jack	14	All Saints' Coll	17:07.63	4
36	Poswell, Aiden	14	Emmanuel	17:08.18	4
37	Kariotis, Rhys	14	St Peters AC	17:17.97	4
38	Cotterill, Cooper	14	Rouse Hill A	17:18.46	4
39	Johnson, Arthur	14	The Illawarra GS	17:23.58	4
40	Antony, Albert	14	Wollemi AC,NSW, NSW	17:25.65	4
41	Ingersole, Liam	14	Rouse Hill A	17:28.85	5
42	Wiggins, Jack	14	Wollemi AC	17:32.43	5
43	Garth, Edward	14	Redeemer Bap	17:35.70	5
44	Keyser, Max	14	Emmanuel	17:40.52	5
45	Pelser, Andre	14	St Columba AS	17:42.24	5
46	Puri, Brandon	14	Penrith AC	17:50.39	5
47	Siede, Tom	14	All Saints' Coll	17:58.44	5
48	Wysman, Jordan	14	St Lukes GS	18:00.58	5
49	MACKRELL, Liam	14	Shellharbour AC	18:03.13	5
50	Pouicha, Darius	14	Scots Bathurst	18:14.37	5
51	Ramirez, Martin	14	Wollemi AC	18:24.56	6
52	Hickman, Patrick	14	Kinross Wolaroi	18:27.89	6
53	Madeisky, Zac	14	Moriah College	18:31.81	6
54	Loo, Zavier	14	Hills GS	18:33.93	6
55	Tshinkoma, Patrick	14	Heritage Coll S	18:35.20	6
56	Unwin, Jarod	14	Heritage Coll S	18:38.52	6
57	Roberts, Darcy	14	Scots Bathurst	19:41.12	6
58	Robinson, Nicholas	14	Shellharbour AC	20:20.19	6
59	Rose, Jacob	14	Emmanuel	21:10.88	6
60	Tjhin, Ethan	14	Redeemer Bap	21:19.02	6
61	Ebert, Jordan	14	Redeemer Bap	21:19.29	7
62	Rivett, Baxter	14	All Saints' Coll	22:49.01	7
63	Djordjevic, Lazar	14	St Marks College	24:55.35	7

Event 10 Girls 14 Year Olds 4000 Meter

Name	Age	Team	Finals	H#	
1	Fayers, Cassandra	14	St Philips N	15:14.28	1
2	Mitchell, Tia	14	Pittwater House	15:41.31	1
3	Ward, Lauren	14	Macarthur AS	16:03.42	1
4	Litchfield, Phoebe	14	Kinross Wolaroi	16:37.15	1
5	Mitchell, Sophie	14	Pittwater House	16:39.67	1
6	Dunn, Abbey	14	William Clarke	16:56.99	1
7	Hayward, Grace	14	William Clarke	17:01.71	1
8	Pascoe, Chelsea	14	Nowra AC	17:02.52	1
9	Harrison, Lily	14	Shellharbour AC	17:10.05	1
10	Trenaman, Samara	14	Emmanuel	17:17.91	1



11 Wade, Jamie	14 William Clarke	17:22.15	2
12 de la Cruz, Sienna	14 Nowra AC	17:32.09	2
13 Lyons, Lauren	14 Kinross Wolaroi	17:41.00	7
14 Lloyd, Caitlin	14 St Columba AS	17:51.45	2
15 Hamby, Emma-Kate	14 Reddam House	18:03.37	2
16 Scammell, Bella	14 Kinross Wolaroi	18:15.04	2
17 Cotton, Emma	14 St Philips P	18:19.36	2
18 Ridout, Ella	14 Pittwater House	18:22.03	2
19 Carpenter, Grace	14 Pittwater House	18:25.10	2
20 Martin, Brooke	14 Kinross Wolaroi	18:25.54	2
21 Moore, Emma	14 Nowra AC	18:28.39	3
22 Messina, Georgia	14 Arndell AC	18:34.86	3
23 Elfar, Saharah	14 St Columba AS	18:40.36	3
24 Hicks, Emily	14 Pittwater House	18:44.42	3
25 Morton, Olivia	14 Avondale Sch	18:44.90	3
26 Wills, Molly	14 Hunter Valley GS	18:49.15	3
27 Miller-Williams, Emma	14 St Philips C	18:52.37	3
28 Bramley, Hannah	14 Nowra AC	18:55.96	3
29 Reardon, Tiana	14 Shellharbour AC	18:59.15	3
30 Robertson, Ella	14 Central Coas,m, [CR	19:03.78	3
31 Jogeever, Olivia	14 St Columba AS	19:04.36	4
32 Downey, Tara	14 Arndell AC	19:17.94	4
33 Robertson, Isabelle	14 Wollondilly AC	19:34.65	4
34 Evans, Emily	14 Reddam House	19:44.68	4
35 Cassar, Niamh	14 Northholm GS	19:51.32	4
36 Hillsdon, Sophie	14 All Saints' Coll	19:59.76	4
37 Griffiths, Claudia	14 Hunter Valley GS	20:01.81	4
38 Wootton, Charley	14 Broughton AC	20:02.35	4
39 Burns, Emily	14 Redeemer Bap	20:03.33	4
40 Cameron, Emily	14 St Lukes GS	20:07.79	4
41 harris, sarah	14 Macquarie Colleg	20:13.25	5
42 Dean, Tamika	14 Penrith AC	20:17.28	5
43 Hone, Jasmine	14 St Columba AS	20:21.27	5
44 Kahane, Georgia	14 Emmanuel	20:21.74	5
45 Bowen, Grace	14 Macquarie Ags	20:24.59	5
46 Ferraro, Jessica	14 Macquarie Ags	20:27.56	5
47 Lumby, Zoe	14 St Lukes GS	20:29.24	5
48 Lakofski, Tayla	14 Masada College,NJ,	20:29.62	5
49 Watts, Morgan	14 Scots Bathurst	20:29.95	5
50 Heiniger, Taylor	14 St Lukes GS	20:59.65	5
51 Harkins, Chelsea	14 Northholm GS	21:06.42	6
52 Norris, Regan	14 The Illawarra GS	21:11.56	6
53 Moore, Laura	14 Tangara School,NJ,	21:13.23	6
54 Eastment, Lana	14 Scots Bathurst	21:25.52	6
55 Charlton, Olivia	14 Northholm GS	21:40.39	6
56 Orlay, Teresa	14 International GS	21:49.46	6
57 Long, Bridie	14 Hunter Valley GS	21:51.32	6
58 Evirgen, Semra	14 Northholm GS	21:56.77	6
59 Park, Esther	14 Redeemer Bap	22:01.21	6
60 Sutcliffe, Hannah	14 Macarthur AS	22:19.30	6
61 Whitelaw, Laura	14 Macarthur AS	22:33.35	7
62 Patterson, Sophie	14 Macarthur AS	22:34.13	7
63 Jankovic, Jovana	14 St Euphemia	22:43.34	7

Event 11 Boys 13 Year Olds 3000 Meter

Name	Age Team	Finals	H#
1 Thomas, Benjamin (Ben)	13 Rouse Hill A	10:44.72	1
2 Giason, Ben	13 The Illawarra GS	10:50.96	1



3	Gordon, Rafael	13 St Lukes GS	11:05.81	1
4	Clark, William	13 Hunter Valley GS	11:20.02	1
5	Gillespie, Hugh	13 William Clarke	11:20.41	1
6	Smith, Ethan	13 Shellharbour AC	11:33.42	1
7	Reungkitchaya, Caleb	13 St Philips P	11:42.80	1
8	Parrish, Hugo	13 The Illawarra GS	11:44.12	1
9	Marek, Alexander	13 Broughton AC	11:44.55	1
10	Grieve, Daniel	13 The Illawarra GS	11:45.66	1
11	Elbourne, Brody	13 Emmanuel	11:48.74	2
12	Sikma, Luke	13 Arndell AC	11:56.41	2
13	Serisier, Fred	13 St Lukes GS	11:59.83	2
14	Bloch, Brayden	13 Moriah College	12:00.72	2
15	Calculli, Oliver	13 Avondale Sch	12:04.52	2
16	Neich, Harry	13 Wollondilly AC	12:06.65	2
17	Harrison, William	13 St Philips N	12:08.06	2
18	Jones, Ben	13 Kinross Wolaroi	12:08.46	2
19	Osland, Charlie	13 Calrossy AS	12:08.99	2
20	Thomas, Callum	13 William Clarke	12:13.89	2
21	Fitzimmons, Bailey	13 Wollondilly AC	12:17.75	3
22	Maxted, Thomas	13 Nowra AC	12:19.03	3
23	Lee, Cooper	13 St Philips N	12:19.75	3
24	Strudwick-Flanagan, Flynn	13 Thomas Hassall	12:22.53	3
25	Robinson, Kye	13 Shellharbour AC	12:25.40	3
26	Tanchel, Daniel	13 Moriah College	12:26.81	3
27	Campbell-Rogers, Peter	13 William Clarke	12:27.13	3
28	Hall, Samuel	13 International GS	12:29.80	3
29	Levey, Joshua	13 St Philips N	12:30.15	3
30	Stodart, Jamie	13 Pittwater House	12:30.67	3
31	Shapiro, Ben	13 Emmanuel	12:35.45	4
32	Preston, Liam	13 Northholm GS	12:36.38	4
33	Magro, Gareth	13 Northholm GS	12:36.92	4
34	Manzotti, Stefano	13 Broughton AC	12:38.22	4
35	Lenarduzzi, Luca	13 Pittwater House	12:40.88	4
36	Weber, Darcy	13 Macquarie Ags	12:43.28	4
37	Burns, Gregory	13 Redeemer Bap	12:45.30	4
38	Morton, Elijah	13 Avondale Sch	12:48.67	4
39	Gunn, Isaac	13 Calrossy AS	12:49.38	4
40	McGregor, Will	13 Arndell AC	12:49.78	4
41	Berry, Brooklyn	13 Reddam House	12:50.30	5
42	Amor, Jake	13 Arndell AC	12:53.12	5
43	Sundaraman, Raghav	13 Reddam House	12:56.40	5
44	Hamilton, Flynn	13 St Philips N	12:56.74	5
45	Matar, Omar	13 The Illawarra GS	12:57.26	5
46	Gannon, Drew	13 Pittwater House	13:01.92	5
47	Tull, Liam	13 Hunter Valley GS	13:04.45	5
48	Willis, Bayden	13 Orange Ags	13:05.67	5
49	Le Couteur, Ziggy	13 Kinross Wolaroi	13:09.08	5
50	Guard, Owen	13 Pittwater House	13:09.94	5
51	Bennett, Noah	13 Gleanaeon RS	13:11.01	6
52	Gray, Jesse	13 International FS	13:11.96	6
53	Staniforth, Angus	13 Kinross Wolaroi	13:12.42	6
54	Jeffery, Campbell	13 Nowra AC	13:12.76	6
55	Fitzpatrick, Sidney	13 Arndell AC	13:20.56	6
56	Philips, Tim	13 Georges River GS	13:25.01	6
57	Tzakos, Alexander	13 All Saints Gram	13:28.76	6
58	Tapp, Zane	13 Calrossy AS	13:36.05	6
59	Buckley, Sam	13 St Lukes GS	13:41.31	6
60	YangDong, Leon	13 Redeemer Bap	13:42.70	6
61	Aynalem, Solomon	13 Redeemer Bap	13:48.49	7
62	Thompson, James	13 Kinross Wolaroi	13:54.74	7



63	Collins, Lachlan	13	Scots Bathurst	13:55.39	7
64	DeAruajo Daniels, Fabian	13	St Marouns Colle	13:58.72	7
65	Bramman, Sam	13	William Clarke	14:04.04	7
66	Graviris, Leon	13	St Euphemia	14:15.74	7
67	Jenkins, Daniel	13	St Lukes GS	14:33.24	7
68	Armstrong, Flynn	13	Nowra AC	14:48.56	7

Event 12 Girls 13 Year Olds 3000 Meter

Name	Age	Team	Finals	H#
1 Monk, Montana	13	Bishop Tyrrell	11:19.69	1
2 Pernecker, Ashley	13	Lakes Grammar	12:08.04	1
3 Barnett, Eleanor	13	St Philips N	12:25.88	1
4 Birch, Demi	13	William Clarke	12:35.45	1
5 Tanna, Ruby	13	Tangara School,NJ,	12:42.31	1
6 Tavares, Chloe	13	Hunter Valley GS	12:43.67	1
7 Morison, Sienna	13	St Lukes GS	12:44.53	1
8 Wallace, Lucy	13	Hills GS	12:45.32	1
9 Burgess, Luchia	13	Hunter Valley GS	12:46.27	1
10 Nishihara, Sumika	13	Tangara School,NJ,	12:48.25	1
11 Priest, Sally	13	St Lukes GS	12:49.31	2
12 Henderson, Felicity	13	St Lukes GS	12:49.97	2
13 Butcher, Olivia	13	Pittwater House	12:55.64	2
14 Fortunaso-Klocker, Emily	13	Hunter Valley GS	13:06.16	2
15 Spoule, Natalie	13	Arndell AC	13:06.93	2
16 Beattie, Kayla	13	St Peters AC	13:16.40	2
17 Thompson, Kyla	13	Rouse Hill A	13:22.51	2
18 Parker, Scarlett	13	St Lukes GS	13:23.13	2
19 Miles, Emily	13	Hunter Valley GS	13:25.14	2
20 Egner, Gracie-Lee	13	Wollondilly AC	13:29.47	2
21 Bender, Mikala	13	Macquarie Ags	13:34.87	3
22 Baker, Anna	13	Tangara School,NJ,	13:37.07	3
23 Sweetapple, Georgia	13	Kinross Wolaroi	13:39.98	3
24 Clifton, Sofia	13	International GS	13:40.39	3
25 Groves, Emily	13	Macarthur AS	13:41.69	3
26 Senator, Yoella	13	Moriah College	13:42.69	3
27 Cefai, Samantha	13	Wollondilly AC	13:44.55	3
28 Hussein, Ella-Kate	13	William Clarke	13:45.47	3
29 Wunsh, Tali	13	Moriah College	13:46.60	3
30 Gitto, Jayde	13	Wollondilly AC	13:49.86	3
31 Maurushat, Saskia	13	St Philips P	13:52.38	4
32 Hughes, Liesel	13	William Clarke	13:53.99	4
33 Stone, Hannah	13	William Clarke	13:59.68	4
34 Neal, Anabelle	13	St Philips P	14:17.13	4
35 Noble, Zoe	13	Thomas Hassall	14:17.72	4
36 Urquhart, Abi	13	Avondale Sch	14:18.31	4
37 Hobson, Poppy	13	All Saints' Coll	14:19.26	4
38 Azzi, Isabella	13	Tangara School,NJ,	14:22.80	4
39 Hamilton, Adeline	13	Wollondilly AC	14:23.31	4
40 Kibble, Analise	13	Pittwater House	14:23.63	4
41 Poswell, Lily	13	Moriah College	14:27.73	5
42 Devine, Isabella	13	Reddam House	14:30.42	5
43 Griffith, Indianna	13	Pittwater House	14:33.06	5
44 Clarke, Josie	13	Kinross Wolaroi	14:40.20	5
45 Cathcart, Grace	13	St Philips P	14:46.70	5
46 Garth, Victoria	13	Redeemer Bap	14:56.80	5
47 Martin, Lily	13	Orange Ags	15:03.49	5
48 Webster, Adelaide	13	Orange Ags	15:18.24	5
49 Abbott, Lara	13	All Saints' Coll	15:22.78	5



50	Last, Olivia	13	Pittwater House	15:24.26	5
51	Cant, Lauren	13	All Saints' Coll	15:40.32	6
52	Papas, Demi	13	All Saints Gram	15:53.61	6
53	Klevianksy, Tali	13	Emmanuel	16:25.70	6
54	Anonuevo, Stephanie	13	Redeemer Bap	16:42.00	6
55	Tan, Si-Yun	13	Gleanaeon RS	17:07.97	6
56	Ocean, Essence	13	All Saints Gram	17:08.91	6
57	Lee, Sarah	13	Redeemer Bap	17:11.07	6
58	Polat, Rojin	13	Amity College	17:29.70	6
59	Elvy, Kimberley	13	Shellharbour AC	22:23.05	6
60	Akele, Baiza	13	Redeemer Bap	22:33.96	6
61	Burgess, Juliette	13	Shellharbour AC	22:34.25	7

Event 13 Boys 12 Year Olds 3000 Meter

Name	Age	Team	Finals	H#	
1	Kerridge, Cooper	12	The Illawarra GS	11:40.10	1
2	Ham, Oliver	12	International FS	11:54.12	1
3	Karash, Dilion	12	Moriah College	12:06.92	1
4	Deguara, Jack	12	St Philips N	12:18.21	1
5	Gale, Brendan	12	Hunter Valley GS	12:20.22	1
6	Kimber, Alexander	12	Sapphire Coast	12:36.72	1
7	Hunt, Edward	12	Newcastle GS	12:42.58	1
8	Carson, Cameron	12	Newcastle GS	12:43.56	1
9	Wade, Joel	12	William Clarke	12:45.38	1
10	Johnston, Robert (Robbie)	12	Rouse Hill A	12:45.91	1
11	Wiggins, Michael	12	Wollemi AC,NSW, NSW	12:46.29	2
12	Lee, Joseph	12	Wollemi AC,NSW, NSW	12:56.45	2
13	Danuser, Dylan	12	Newcastle GS	13:00.99	2
14	Walker, Henry	12	Hunter Valley GS	13:12.46	2
15	Robinson, Guy	12	Arden AS	13:17.68	2
16	Waddell, Harry	12	Wollondilly AC	13:24.26	2
17	Hauenschild, Hugo	12	International GS	13:28.82	2
18	Hallett, Eden	12	St Philips G	13:41.11	2
19	Menday, William	12	International GS	13:48.61	2
20	Dimitri, Marcus	12	Penrith AC	13:49.83	2
21	Lehrer, soo jin	12	Hills GS	13:51.45	3
22	Birch, Zachary	12	The Illawarra GS	13:59.34	3
23	Horsnell, Blake	12	Georges River GS	14:01.19	3
24	Patterson-Clarke, Alista	12	Newcastle GS	14:12.16	3
25	Gherinich, Jett	12	Thomas Hassall	14:12.95	3
26	Jankovic, Jovan	12	St Euphemia	14:14.02	3
27	Savage, Toby	12	St Lukes GS	14:14.79	3
28	Chapman, Nicholas	12	St Lukes GS	14:15.69	3
29	Machiavello, Dante	12	Wollondilly AC	14:21.49	3
30	Butler, Zachary	12	Penrith AC	14:24.71	3
31	Jankelowitz, Daniel	12	Moriah College	14:28.54	4
32	Penn, Alexander	12	Arden AS	14:33.01	4
33	Ingham, Hamish	12	Orange Ags	14:36.33	4
34	Verdouw, Joel	12	St Peters AC	14:36.72	4
35	Riley, Salkeld	12	Rouse Hill A	14:37.08	4
36	Egan, Henry	12	Arden AS	14:42.15	4
37	Rosen, Sacha	12	Emmanuel	14:43.45	4
38	Napper, Harold	12	Arden AS	14:47.24	4
39	Andrews, Edward	12	St Philips N	14:59.09	4
40	Edwards, Jake	12	Bishop Tyrrell	15:12.42	4
41	McNeil, Dylan	12	St Lukes GS	15:14.32	5
42	Flynn, Hayden	12	St Philips N	15:18.48	5
43	Najem, Wisam	12	Amity College	15:24.09	5



44	Sewell, William	12	St Lukes GS	15:27.00	5
45	Jenkins, Noah	12	Pittwater House	15:32.96	5
46	Iskarous, Daniel	12	St Marks College	16:01.20	5
47	Al-Somai, Layth	12	Australian IA K,NJ,	16:17.98	5
48	Bone, Matthew	12	Penrith AC	16:18.25	5
49	Connon, Duncan	12	Penrith AC	16:30.96	5
50	Kolli, Yash	12	Redeemer Bap	16:42.63	5
51	Zhu, Peter	12	Redeemer Bap	16:43.32	6
52	Tawk, Charbel	12	St Marouns Colle	16:45.00	6
53	Ludgod, Josemaria	12	Wollemi AC	16:55.48	6
54	Nowland, Brent	12	Nowra AC	17:16.59	6
55	Galimard, Tindo	12	International FS	17:34.67	6
56	Kayal, Zakariya	12	Amity College	17:58.53	6
57	Fox, Matthew	12	Kinross Wolaroi	18:02.42	6
58	Fogo, Nick	12	All Saints' Coll	19:02.44	6
59	Hooper, Charles	12	Macquarie Ags	21:19.21	6

Event 14 Girls 12 Year Olds 3000 Meter

Name	Age	Team	Finals	H#	
1	Norris, Eliza-Jane	12	Sapphire Coast	12:58.65	1
2	Reynolds, Laura	12	St Columba AS	13:18.09	1
3	Montgomery, Lailani	12	Central Coas,m, [CR	13:20.93	1
4	Hurst, Anna	12	Pittwater House	13:25.47	1
5	Davis, Sophie	12	St Lukes GS	13:27.91	1
6	Day, Emma	12	Wollondilly AC	13:52.60	1
7	Taylor, Seronique	12	William Clarke	13:56.81	1
8	Noble, Bianca	12	Broughton AC	14:00.29	1
9	McWilliam, Chloe	12	Calrossy AS	14:08.30	1
10	Wilcox, Frankie	12	St Lukes GS	14:11.40	1
11	Baker, Aria	12	Nowra AC	14:11.89	2
12	Biehl, Renee	12	Rouse Hill A	14:21.53	2
13	Burgess, Breahna	12	All Saints' Coll	14:24.41	2
14	McDonald, Clara	12	Shellharbour AC	14:36.53	2
15	Bucknell, Isabella	12	St Lukes GS	14:37.13	2
16	Rollo, Freya	12	St Lukes GS	14:37.75	2
17	Davis, Reilly	12	Avondale Sch	14:39.71	2
18	McJannett, Tia	12	Rouse Hill A	14:41.22	2
19	Russell, Abbey	12	William Clarke	15:03.74	2
20	Muller, Elise	12	Thomas Hassall	15:06.01	2
21	Walker, Isabella	12	Thomas Hassall	15:11.87	3
22	Lawless, Erin	12	Arndell AC	15:18.52	3
23	Masterman, Saffron	12	Reddam House	15:19.49	3
24	Kemp-Burrows, Hannah	12	Penrith AC	15:19.89	3
25	McLean, Erin	12	Hills AC,NSW, NSW	15:26.10	3
26	Lim, Alyssa	12	St Lukes GS	15:29.40	3
27	Ewens, Hannah	12	William Clarke	15:30.31	3
28	Peach, Lauren	12	Pittwater House	15:46.27	3
29	Godfrey, Lilijana	12	Avondale Sch	15:47.20	3
30	Hart, Tia	12	William Clarke	15:55.78	3
31	Allen, Heidi	12	St Philips N	16:07.87	4
32	Coates, Giselle	12	St Philips N	16:08.31	4
33	Firth, Harriette	12	Scone Grammar	16:15.88	4
34	Larkings, Taylor	12	Kinross Wolaroi	16:24.56	4
35	Gorrell, Maddison	12	Arndell AC	16:35.11	4
36	Michalak, Emilia	12	Thomas Hassall	16:36.44	4
37	Dangerfield, Ella	12	Heritage Coll S	17:04.75	4
38	McDonald, Bearte	12	Shellharbour AC	17:10.28	4
39	Hall, Anna	12	Arden AS	17:11.73	4



40	Vijeyanathan, Tharaniya	12	Avondale Sch	17:24.01	4
41	Napier, Polly	12	Kinross Wolaroi	17:26.59	5
42	Browne, Emily	12	All Saints' Coll	17:29.14	5
43	Moore, Leila	12	Nowra AC	17:37.06	5
44	Sargent, Grace	12	Rouse Hill A	17:44.37	5
45	Jones, Savannah	12	Pittwater House	17:49.73	5
46	Kondilios, Alyana	12	Reddam House	17:51.48	5
47	Moorhead, Ellie	12	Scots Bathurst	17:52.12	5
48	Bates, Koko	12	Reddam House	18:00.88	5
49	Kaldas, Hannah	12	St Marks College	18:01.17	5
50	Penn, Tyler	12	Moriah College	18:03.02	5
51	Albagly, Megan	17	Moriah College	18:06.14	6
52	Hannaford, Mia	12	Kinross Wolaroi	18:12.09	6
53	Jeffree, Emily	12	International FS	18:16.47	6
54	shearman, Poppy	12	Calrossy AS	18:21.64	6
55	Sweeney, Grace	12	Calrossy AS	18:33.53	6
56	Vincent, Stella	12	Calrossy AS	18:34.77	6
57	Taufa'ao, Liana	12	Nowra AC	18:36.30	6
58	Kalaf, Airlia	12	Avondale Sch	18:40.92	6
59	Miller, Keren	12	Moriah College	19:36.02	6
60	McMartin, Chloe	12	Thomas Hassall	19:50.47	6
61	Strutt, Alexandra	12	All Saints' Coll	20:04.47	7
62	Adams, Brianna	12	Scots Bathurst	20:21.43	7
63	Stamford, Amelia	12	International GS	21:18.12	7
64	Day, Ilana	12	Pittwater House	21:35.02	7



AICES Cross Country Team

Parsons, Hugh	All Saints' College	Mitchell, Sophie	Pittwater House
Cliff, Ella	Arden AS	Hurst, Anna	Pittwater House
Hestelow, Emily	Arden AS	Gavin, Jamie	Reddam House
Sainty, Madeline	Arndell AC	Cho, Joe	Redeemer Baptist School
White, Brodie	Arndell AC	Lee, Peter	Redeemer Baptist School
Hobson, Tyler	Avondale School	Smith, Sophie	Rouse Hill AC
Matthes, Ethan	Avondale School	Thomas, Benjamin	Rouse Hill AC
Riley, Grace	Bishop Tyrrell AC	Johnston, Robert	Rouse Hill AC
Monk, Montana	Bishop Tyrrell AC	Kimber, Alexander	Sapphire Coast AC
Harbord, Blake	Broughton AC	Norris, Eliza-Jane	Sapphire Coast AC
Taber, Alanna	Broughton AC	Smith, Wyatt	Scone Grammar
Marek, Alexander	Broughton AC	Watts, Emily	Scots Bathurst
Noble, Bianca	Broughton AC	Holland, Dylan	Shellharbour AC
Tapp, Sharna	Calrossy AS	Cavanagh, Brooke	Shellharbour AC
Higgins, Katrina	Calrossy AS	Harrison, Lily	Shellharbour AC
McWilliam, Chloe	Calrossy AS	Smith, Ethan	Shellharbour AC
Altona, Shirelle	Central Coast Adventist	Begbie, Joe	St Columba AS
McShane-Cale, Summer	Central Coast Adventist	Cains, Anneliese	St Columba AS
Montgomery, Lailani	Central Coast Adventist	Jones, Hannah	St Columba AS
Trenaman, Samara	Emmanuel School	Mills, Jack	St Columba AS
Arnold, Madeline	Hills AC	Soper, Samuel	St Columba AS
Wallace, Lucy	Hills GS	Reynolds, Laura	St Columba AS
Ross, Amelia	Hunter Valley GS	Kapr, Martin	St Lukes GS
Clark, William	Hunter Valley GS	Gordon, Rafael	St Lukes GS
Tavares, Chloe	Hunter Valley GS	Morison, Sienna	St Lukes GS
Burgess, Luchia	Hunter Valley GS	Davis, Sophie	St Lukes GS
Gale, Brendan	Hunter Valley GS	Wilcox, Frankie	St Lukes GS
Wills, Harry	International FS	Williams, Rumer	St Peters AC
Dearie, Cheyenne	International FS	Vandyk, Byron	St Peters AC
Ham, Oliver	International FS	Pizzata, Daniela	St Philips G
Vlatko, Anthony	International GS	Maxwell, Jesse	St Philips N
Whiteley, Connor	Kinross Wolaroi	Coates, Saxon	St Philips N
Bilton, Jack	Kinross Wolaroi	Fayers, Cassandra	St Philips N
Herbert, Lachlan	Kinross Wolaroi	Barnett, Eleanor	St Philips N
Hawker, Ellis	Kinross Wolaroi	Deguara, Jack	St Philips N
Smith, Maggie	Kinross Wolaroi	Chadwick, Jayden	St Philips PS



Buesnel, Ethan	Kinross Wolaroi	Hickey, Emily	St Philips PS
Simmons, Charlotte	Kinross Wolaroi	Reungkitchaya, Caleb	St Philips PS
Bylsma, Max	Kinross Wolaroi	Woodbury, Annabelle	Tangara School,NJ, NJ
Litchfield, Phoebe	Kinross Wolaroi	Tanna, Ruby	Tangara School,NJ, NJ
Akhurst, Charlotte	Lakes Grammar	Nishihara, Sumika	Tangara School,NJ, NJ
Pernecker, Ashley	Lakes Grammar	Martin, Elizabeth	The Illawarra GS
Offord, Matilda	Macarthur AS	Seal, James	The Illawarra GS
Ward, Cate	Macarthur AS	Jenkins, Henry	The Illawarra GS
Alexander, Sarah	Macarthur AS	Wilson, Luke	The Illawarra GS
Sendt, Caitlin	Macarthur AS	McLaren, Finley	The Illawarra GS
Offord, Dylan	Macarthur AS	Healey, James	The Illawarra GS
Ward, Lauren	Macarthur AS	Giason, Ben	The Illawarra GS
Holding, Sam	Macquarie College	Parrish, Hugo	The Illawarra GS
Dejagar, Bernice	Macquarie College	Grieve, Daniel	The Illawarra GS
Nkurunziza, byiringiro	Macquarie College	Kerridge, Cooper	The Illawarra GS
Aurisch, Baxter	McDonald College	Neoklis, Adrian	Thomas Hassall AC
Krecklenberg, Noah	Moriah College	Ruhs, Michael	Thomas Hassall AC
Karash, Dilion	Moriah College	Duong, Jady	William Clarke
Redmond, Lorcan	Newcastle GS	Heinrich, Jacob	William Clarke
Henderson, Connor	Newcastle GS	Gard, Riley	William Clarke
Holmberg, Corbyn	Newcastle GS	Liaropoulos, Jake	William Clarke
Carter, Ellie	Newcastle GS	Lawrence, Rachel	William Clarke
Hunt, Edward	Newcastle GS	Morrisey, Jessica	William Clarke
Carson, Cameron	Newcastle GS	Manente, Luca	William Clarke
Glover, Jordan	Northholm GS	Hayward, Madison	William Clarke
Henry, Brooklyn	Nowra AC	Dunn, Abbey	William Clarke
Pascoe, Chelsea	Nowra AC	Hayward, Grace	William Clarke
Willis, Jackson	Orange Ags	Gillespie, Hugh	William Clarke
Mannix, Phillipa	Orange Ags	Birch, Demi	William Clarke
Steele, Sianna	Penrith AC	Wade, Joel	William Clarke
Dunlop, Reiley	Pittwater House	Taylor, Seronique	William Clarke
Richardson, George	Pittwater House	Conejar, Matthew	Wollemi
Smith, Geordie	Pittwater House	Rollason, Alexandra	Wollondilly AC
Mitchell, Tia	Pittwater House	Day, Emma	Wollondilly AC



Students in CIS Cross Country Team

Montana Monk	Bishop Tyrrell Anglican College	Jack Mills	St Columba Anglican School
Lachlan Rasmussen	Calrossy Anglican School	Vincent De Rover	St Luke's Grammar School
Oliver Ham	International FTS	Kitty Henderson	St Luke's Grammar School
Charlotte Simmons	Kinross Wolaroi School	Martin Kapr	St Luke's Grammar School
Connor Whiteley	Kinross Wolaroi School	Rafael Gordon	St Luke's Grammar School
Ashley Pernecker	Lakes Grammar	Vincent De Rover	St Luke's Grammar School
Charlotte Akhurst	Lakes Grammar	Rumer Williams	St Peter's Anglican College
Dylan Offord	Macarthur Anglican School	Cassandra Fayers	St Philip's Christian College
Lauren Ward	Macarthur Anglican School	Eleanor Barnett	St Philip's Christian College
Matilda Offord	Macarthur Anglican School	Jack Deguara	St Philip's Christian College
Samuel Holding	Macquarie College	Jesse Maxwell	St Philip's Christian College
Dillon Kalish	Moriah College	Cassandra Fayers	St Philip's Christian College
Noah Krecklenberg	Moriah College	Jesse Maxwell	St Philip's Christian College
Connor Henderson	Newcastle Grammar School	Ben Giason	Illawarra Grammar School
Lorcan Redmond	Newcastle Grammar School	Cooper Kerridge	Illawarra Grammar School
Jordan Glover	Northholm Grammar School	Elizabeth Martin	Illawarra Grammar School
Brooklyn Henry	Nowra Anglican College	James Seal	Illawarra Grammar School
Jackson Willis	Orange Anglican Grammar School	James Healey	Illawarra Grammar School
Anna Hurst	Pittwater House	James Seal	Illawarra Grammar School
Tia Mitchell	Pittwater House	Michael Ruhs	Thomas Hassall AC
Benjamin Thomas	Rouse Hill Anglican College	Demi Birch	William Clarke College
Benjamin Thomas	Rouse Hill Anglican College	Luca Manente	William Clarke College
elizajane norris	Sapphire Coast Anglican College	Madison Hayward	William Clarke College
Dylan Holland	Shellharbour Anglican College		
Dylan Holland	Shellharbour Anglican College		
Anneliese Cains	St Columba Anglican School		

ATHLETICS

Athletics Results

Association	Overall Score	Place	Population	Multiplier	Percentage Score	% Place
HRIS	5607	1	6456	2.00	11214	6
NASSA	5407	2	4278	2.51	13567	1
HZSA	5126	3	4809	2.34	12008	4
CDSSA	3746	4	3087	3.09	11580	5
SASSA	2066	6	1259	6.13	12660	3
SWISSA	2323	5	1370	5.71	13270	2
ISD	915	8	3403	2.90	2651	8
WAS	1015	7	1719	4.76	4827	7

Age Champions

Age	Girls	School	Boys	School
12	Eliza Jane Norris	St Columba AC	Jack Deguara	St Philip's
13	Montana Mond	Bishop Tyrrell	Bailey Fitzsimmons	Wollondilly AC
14	Iluka Budai	Illawarra GS	Jordan Ebert	Redeemer Baptist
15	Hannah Stone	Nowa AC	Jackson Willis	Orange Grammar
16	Sunnie Barker	St Peters Browlee	Benjamin James	Pt Philip's C
17	Andrea Burns	Redeemer Baptist	Angus Harrold	Penrith AC
18+	Gabrielle Jones	Redeemer Baptist	Lachlan Bolton	Redeemer Baptist

AICES Records

Girls 12 100 Meter	13.46	31/08/2015	Scarlett Prowse - ARDEN
Girls 12 200 Meter	27.59	3/09/2012	Georgia McEwan - Shellharbour Ang
Girls 12 400 Meter	1:06.21	31/08/2016	Montana Lily Monk - Bishop Tyrrell
Girls 12 800 Meter	2:22.56	31/08/2016	Montana Lily Monk - Bishop Tyrrell
Girls 12 1500 Meter	5:02.17	31/08/2016	Montana Lily Monk - Bishop Tyrrell
Girls 12 High	1.48m	2/09/2013	Jessica-Lee Keller - Arndell AC
Girls 12 Long	4.87m	3/09/2012	Eva Neville - St Phillip'sCC
Girls 12 Disc	29.50m	31/08/2016	Praise Lauano - Thomas Hassall
Girls 12 Jav	18.66m	30/08/2017	Aleisha McGookin - Wollondilly Angl
Girls 12 Shot	9.72m	5/09/2005	Georgina Butterworth - Pittwater House
Girls 13 100 Meter	12.95	31/08/2016	Emily Page - Rouse Hill
Girls 13 200 Meter	26.02	31/08/2015	Emma Klasen - CALROSSY
Girls 13 400 Meter	59.86	2/09/2013	Bess Chippendale - Central Coast AS
Girls 13 800 Meter	2:22.43	30/08/2017	Montana Monk - Bishop Tyrrell
Girls 13 1500 Meter	4:57.58	30/08/2017	Montana Monk - Bishop Tyrrell
Girls 13 High	1.54m	31/08/2015	Tarni Evans - Sapphire Coast
Girls 13 Long	4.94m	30/08/2017	Maddison McIntosh - Penrith Anglican
Girls 13 Disc	28.65m	31/08/2015	Kate Peterson - William Clarke
Girls 13 Jav	34.32m	2/09/2013	Sabrina Kliousis - Newcastle GS
Girls 13 Shot	10.97m	4/09/2007	Romy Ehrlich - Moriah College
Girls 14&U 4x100 Meter Relay	53.18	3/09/2008	Penrith AC - NAssa
Girls 12-14 3000 Meter	10:28.94	31/08/2016	Catriona Henderson - St Lukes
Girls 12-14 Triple	11.23m	5/09/2011	Mercy Agbeze - Central Coast AS
Girls 14 100 Meter	12.43	31/08/2016	Emma Klasen - Calrossy
Girls 14 200 Meter	25.74	30/08/2017	Grace Hewitt - Hunter Valley GS
Girls 14 400 Meter	59.24	9/09/2009	Courtney Chamberlain - William Clarke
Girls 14 800 Meter	2:16.15	9/09/2009	Courtney Chamberlain - William Clarke C
Girls 14 1500 Meter	4:59.50	9/09/2009	Amity Delaney - Pittwater House
Girls 14 High	1.58m	4/09/2007	Elana Withnall - Manning Valley A
Girls 14 Long	5.37m	1/09/2014	Bernice De Jager - Macquarie Colleg
Girls 14 Disc	33.01m	31/08/2016	Kate Peterson - William Clarke C
Girls 14 Jav	35.34m	30/08/2017	Jessica Richardson - St Philip's CCN
Girls 14 Shot	13.10m	3/09/2008	Romy Ehrlich - Reddam House
Girls 15 100 Meter	12.48	30/08/2017	Emma Klasen - Calrossy
Girls 15 200 Meter	25.58	30/08/2017	Emma Klasen - Calrossy
Girls 15 400 Meter	1:00.63	31/08/2015	Bernice De Jager - Macquarie C
Girls 15 800 Meter	2:24.53	2/09/2013	Rosie Davidson - Nowra AC
Girls 15 1500 Meter	4:57.90	1/09/2014	Matilda Offord - Macarthur AS
Girls 15 High	1.60m	30/08/2017	Tarni Evans - Sapphire Coast
Girls 15 Long	5.37m	5/09/2005	Caryn Brett - Avondale School
Girls 15 Disc	37.74m	1/09/2014	Marie-Luise Meier-Kapavale - Wollondilly AC
Girls 15 Jav	36.16m	30/08/2017	Kate Peterson - William Clarke C
Girls 15 Shot	10.98m	30/08/2017	Kate Peterson - William Clarke C
Girls 15-16 3000 Meter	10:23.37	1/09/2014	Matilda Offord - Macarthur AS
Girls 15-16 Triple	11.51m	31/08/2015	Jasmine Fountas - Reddam House
Girls 16 100 Meter	12.57	6/09/2009	Michelle Jenneke - The Hills GS
Girls 16 200 Meter	25.42	2/09/2013	Daisy Bryant - William Clarke

Girls 16 400 Meter	59.51	2/09/2013	Olivia Cason - Arden
Girls 16 800 Meter	2:19.87	1/09/2014	Rosie Davidson - Nowra AC
Girls 16 1500 Meter	4:59.07	1/09/2014	Rosie Davidson - Nowra
Girls 16 High	1.60m	1/09/2014	Elisa Molen Grigull - Pittwater House
Girls 16 Long	5.47m	31/08/2016	Bethany Kranendonk - Lakes Grammar
Girls 16 Disc	39.12m	31/08/2015	Marie-Luise Meier-Kapavale - Wollondilly
Girls 16 Jav	38.36m	31/08/2015	Caitlin Thurlow - William Clarke
Girls 16 Shot	12.52m	31/08/2015	Rachael Herger - Georges River
Girls 17 100 Meter	12.48	5/09/2011	Laura Bonzo - St Philips N
Girls 17 200 Meter	25.48	6/09/2010	Michelle Jenneke - The Hills GS
Girls 17 400 Meter	1:00.09	1/09/2014	Olivia Cason - Arden
Girls 17 800 Meter	2:28.38	31/08/2015	Nicole Ogle - Macquarie C
Girls 17 1500 Meter	5:09.78	31/08/2016	Matilda Offord - Wollondilly
Girls 17 High	1.58m	31/08/2016	Laura Perich - Macarthur
Girls 17 Long	5.54m	30/08/2017	Brittany Carroll - Hunter Valley GS
Girls 17 Disc	37.03m	4/09/2007	Katherine Zohrab - Bishop Tyrrell A
Girls 17 Jav	36.78m	31/08/2016	Rachael Herger - Georges River
Girls 17 Shot	12.63m	31/08/2016	Marie-Luise Meier-Kapavale - Wollondilly
Girls 15-19 4x100 Meter Relay	50.57	9/09/2010	St Phillips Newcastle - HRIS
Girls 17-19 3000 Meter	10:22.60	1/09/2014	Maudie Skyring - Illawarra GS
Girls 17-19 Triple	11.86m	5/09/2011	Michelle Jenneke - Hills Grammar
Girls 18-19 100 Meter	12.25	5/09/2011	Michelle Jenneke - Hills Grammar
Girls 18-19 400 Meter	58.84	31/08/2015	Olivia Cason - ARDEN
Girls 18-19 1500 Meter	5:11.19	6/09/2010	Katherine Whiteside - Penrith AC
Girls 18-19 High	1.75m	30/08/2017	Laura Perich - Macarthur Anglic
Girls 18-19 Long	5.31m	5/09/2011	Michelle Jenneke - Hills Grammar
Girls 18-19 Disc	40.35m	30/08/2017	Marie-Luise Meier-Kapavale - Wollondilly Angl
Girls 18-19 Jav	34.05m	2/09/2013	Daniella Costaganna - William Clarke
Girls 18-19 Shot	10.77m	30/08/2017	Marie-Luise Meier-Kapavale - Wollondilly Angl
Girls 18+ 200 Meter	25.84	31/08/2015	Olivia Cason - ARDEN
Girls 18+ 800 Meter	2:30.89	6/09/2010	Katherine Whiteside - Penrith AC
Boys 12 100 Meter	12.82	31/08/2015	Riley Oneill - Avondale
Boys 12 200 Meter	26.13	9/09/2009	Dylan Bennett - Hunter Valley GS
Boys 12 400 Meter	1:06.37	31/08/2016	Hugo Parrish - Illawarra
Boys 12 800 Meter	2:23.66	31/08/2016	Rafael Gordon - St Lukes
Boys 12 1500 Meter	5:01.96	5/09/2005	Blake Szumski - Broughton Colleg
Boys 12 High	1.57m	5/09/2011	Hayden Perry - Penrith AC
Boys 12 Long	5.02m	6/09/2010	Jordan Shelley - The Hills GS
Boys 12 Disc	41.79m	31/08/2015	Riley Oneill - Avondale
Boys 12 Jav	28.03m	31/08/2016	Callum Goodwin - Scone
Boys 12 Shot	11.44m	31/08/2015	Joshua Leifi - Wollemi
Boys 13 100 Meter	12.21	5/09/2011	Jordan Shelley - Hills Grammar
Boys 13 200 Meter	25.02	3/09/2012	Timothy Simmons - Rouse Hill
Boys 13 400 Meter	58.50	3/09/2012	Timothy Simmons - Rouse Hill AC
Boys 13 800 Meter	2:13.94	30/08/2017	Rafael (Rafi) Gordon - St. Luke's Gramm
Boys 13 1500 Meter	4:31.67	2/09/2013	Lorcan Redmond - St Phillips N
Boys 13 High	1.72m	6/09/2010	Joshua Pettigrew - St Philips Newca
Boys 13 Long	5.97m	6/09/2010	Dylan Bennett - Hunter Valley GS
Boys 13 Disc	36.09m	3/09/2012	Hayden Perry - Penrith Anglican
Boys 13 Jav	42.15m	3/09/2012	Hayden Perry - Penrith AC
Boys 13 Shot	13.41m	5/09/2005	William Sacilotto - Arden Anglican S



Boys 14&U 4x100 Meter Relay	48.33	5/09/2011	Macarthur AS - NASSA
Boys 12-14 3000 Meter	8:58.77	1/09/2014	Lorcan Redman - St Phillips N
Boys 12-14 Triple	12.21m	5/09/2011	Joshua Pettigrew - St Phillips N
Boys 14 100 Meter	11.52	3/09/2012	Jordan Shelley - Hills Grammar
Boys 14 200 Meter	23.71	3/09/2012	Jordan Shelley - Hills Grammar
Boys 14 400 Meter	52.05	6/09/2010	James Kermond - Georges River GS
Boys 14 800 Meter	2:06.38	5/09/2011	Caleb Stamper - Illawarra GS
Boys 14 1500 Meter	4:22.94	1/09/2014	Lorcan Redmond - St Phillips N
Boys 14 High	1.82m	31/08/2016	Riley Grant - Central Coast
Boys 14 Long	5.88m	6/09/2010	Gerald Sylvester - Avondale College
Boys 14 Disc	46.80m	1/09/2014	Angus Harrold - Penrith AC
Boys 14 Jav	44.05m	6/09/2006	Liam Speers - Newcastle Gramma
Boys 14 Shot	14.51m	6/09/2006	Liam Speers - Newcastle Gramma
Boys 15 100 Meter	11.06	2/09/2013	Jordan Shelley - Hills Grammar
Boys 15 200 Meter	22.32	2/09/2013	Jordan Shelley - Hills GS
Boys 15 400 Meter	49.97	5/09/2011	James Kermond - Georges River GS
Boys 15 800 Meter	2:03.13	3/09/2012	Joseph Halsey - St Peter's
Boys 15 1500 Meter	4:25.33	31/08/2015	James Seal - Illawarra
Boys 15 High	1.85m	31/08/2016	William Nicholson - Calrossy
Boys 15 Long	6.38m	31/08/2016	Benjamin James - St Philip's C
Boys 15 Disc	55.72m	4/09/2007	Liam Speers - Newcastle Gramma
Boys 15 Jav	52.14m	4/09/2007	Liam Speers - Newcastle Gramma
Boys 15 Shot	16.16m	4/09/2007	Liam Speers - Newcastle Gramma
Boys 15-16 3000 Meter	9:06.66	31/08/2016	James Seal - Illawarra
Boys 15-16 Triple	13.66m	3/09/2008	William Rodgers - Penrith AC
Boys 16 100 Meter	10.79	1/09/2014	Jordan Shelley - Hills Grammar
Boys 16 200 Meter	22.28	3/09/2012	James Kermond - Georges River GS
Boys 16 400 Meter	49.69	3/09/2012	James Kermond - Georges R G
Boys 16 800 Meter	1:58.72	30/08/2017	Anthony Vlatko - International Gr
Boys 16 1500 Meter	4:19.73	30/08/2017	Anthony Vlatko - International Gr
Boys 16 High	1.97m	9/09/2009	Miles Coles-Clarke - Hunter Valley GS
Boys 16 Long	6.49m	30/08/2017	Benjamin James - St Philip'sCC-C
Boys 16 Disc	54.62m	3/09/2008	Liam Speers - Newcastle GS
Boys 16 Jav	50.00m	3/09/2008	Liam Speers - Newcastle GS
Boys 16 Shot	15.87m	3/09/2008	Liam Speers - Newcastle GS
Boys 17 100 Meter	11.15	2/09/2013	James Kermond - Georges River GS
Boys 17 200 Meter	21.94	2/09/2013	James Kermond - Georges River GS
Boys 17 400 Meter	50.51	2/09/2013	James Kermond - Georges River GS
Boys 17 800 Meter	1:59.07	6/09/2006	Mitchell Ryan - Macarthur AS
Boys 17 1500 Meter	4:23.83	6/09/2006	Mitchell Ryan - Macarthur AS
Boys 17 High	2.03m	6/09/2010	Miles Cole-Clark - Hunter Valley GS
Boys 17 Long	6.27m	1/09/2014	Dylan Bennett - Hunter Valley GS
Boys 17 Disc	58.27m	9/09/2009	Liam Speers - Newcastle GS
Boys 17 Jav	54.98m	9/09/2009	Liam Speers - Newcastle GS
Boys 17 Shot	17.32m	9/09/2009	Liam Speers - Newcastle GS
Boys 15-19 4x100 Meter Relay	45.18	3/09/2012	Broughton AC - NASSA
Boys 17-19 3000 Meter	9:11.65	31/08/2016	Jordan Glover - Northholm
Boys 17-19 Triple	13.76m	9/09/2009	William Rodgers - Penrith AC
Boys 18-19 100 Meter	11.26	2/09/2013	Luke Petterson - Arden
Boys 18-19 400 Meter	50.37	3/09/2008	Ian Dewhurst - Arndell AC
Boys 18-19 800 Meter	1:55.55	9/09/2009	Michael Bingham - Shellharbour AC



Boys 18-19 1500 Meter	4:21.72	1/09/2014	Jake Myors - Shoalhaven A
Boys 18-19 High	2.03m	5/09/2011	Miles Cole-Clarke - Hunter Valley GS
Boys 18-19 Long	6.61m	3/09/2008	Ian Dewhurst - Arndell College
Boys 18-19 Disc	47.10m	5/09/2011	Evan Jennis - International GS
Boys 18-19 Jav	52.75m	31/08/2016	Caleb Tumai - Redeemer
Boys 18-19 Shot	13.30m	5/09/2011	Evan Jennis - International GS
Boys 18+ 200 Meter	22.69	1/09/2014	James Kermond - Georges River GS



Athletics Results

Event 1 Boys 12-14 3000 Meter

Name	Year	School	Finals
Finals			
1 Mills, Jack	8	St Columba AS	9:59.63
2 Soper, Samuel	8	St Columba AS	10:02.75
3 Giason, Ben	7	The Illawarra Gr	10:04.16
4 Coates, Saxon	8	St Philip's Ccn	10:38.11
5 Ham, Oliver	7	InternationalFTS	11:02.56
6 Kerridge, Cooper	7	The Illawarra Gr	11:04.01
7 Ham, Jacob	8	InternationalFTS	11:13.93
8 Sadler, Joshua	8	Rouse Hill	11:39.09
9 Liaropoulos, Brenton	8	William Clarke C	11:50.06
10 Sweeney, Selwyn	9	William Clarke C	12:03.00
11 Hodalj, Jordan	7	Nowra	12:24.42
-- Dimitri, Marcus	7	Penrith Anglican	DNF

Event 2 Girls 12-14 3000 Meter

Name	Year	School	Finals
1 Fayers, Cassandra	8	St Philip's Ccn	10:43.99
2 Ward, Lauren	8	Macarthur Anglic	11:05.04
3 Pernecker, Ashley	7	Lakes GS	11:09.73
4 Mitchell, Tia	8	Pittwater	11:10.84
5 Mitchell, Sophie	8	Pittwater	11:36.05
6 Wade, Jamie	8	William Clarke C	12:29.96
7 Gitto, Jayde	7	Wollondilly Angl	12:40.26
8 Mathew, Merly	7	Montgrove	12:41.33
9 Vander-Reest, Isabella	8	Thomas Hassall A	13:10.28
10 Wright-Miller, Mia	7	Nowra	13:15.16
11 Wheeler, Brianna	8	Manning Valley	14:29.51
12 Moore, Leila	7	Nowra	15:13.03

Event 3 Boys 15-16 3000 Meter

Name	Year	School	Finals
1 Manente, Luca	10	William Clarke C	9:44.09
2 Krecklenberg, Noah	10	Moriah College	9:47.61
3 Offord, Dylan	9	Macarthur Anglic	10:13.72
4 Chadwick, Jayden	10	St Philip'sCC PS	10:20.18
5 Wilson, Luke	9	The Illawarra Gr	10:37.88
6 Ross, Densley	8	Macquarie C	11:01.36
7 Elbourne, Jared	9	Emanuel	11:12.37
8 Andrews, Darcy	9	Hills Adv	11:58.67
9 Oron, Yonatan	10	Masada	12:07.85



Event 4 Girls 15-16 3000 Meter

Name	Year	School	Finals
1 Henderson, Catriona (Kit	9	St. Luke's Gramm	10:56.82
2 Cains, Anneliese	9	St Columba AS	10:59.01
3 Sendt, Caitlin	10	Macarthur Anglic	11:42.08
4 Hayward, Madison	11	William Clarke C	11:54.29
5 Holmberg, Corbyn	10	Newcastle GS	12:30.33
6 Arnold, Madeline	9	Hills Adv	12:34.60
7 McShane-Cale, Summer	10	Central Coast	12:40.49
8 Goldman, Allegra	10	Emanuel	13:16.66
9 Roth, Veronika	9	Masada	13:19.32
10 Clifton, Isabella	11	International Gr	13:35.21

Event 5 Boys 17-19 3000 Meter

Name	Year	School	Finals
1 Seal, James	11	The Illawarra Gr	9:26.81
2 Glover, Jordan	12	Northholm	9:42.02
3 Gard, Riley	11	William Clarke C	10:20.69
4 Gray, Jackson	12	Broughton Anglic	10:38.80
5 Megarry, Jack	11	Northholm	12:01.89

Event 6 Girls 17-19 3000 Meter

Name	Year	School	Finals
1 Williams, Rumer	12	St Peters	10:58.86
2 Brunsdon, Mimi	11	International Gr	17:00.62

Event 7 Girls 12 Year Olds High

Name	Year	School	Finals
1 Davis, Reilly	7	Avondale	1.39m
2 Rasmussen, Annalise	7	InternationalFTS	1.36m
3 Butcher, Georgie	7	Wollondilly Angl	1.25m
4 Ostry, Zara	7	Pittwater	J1.25m
5 Day, Emma	7	Wollondilly Angl	J1.25m
6 Baker, Aria	7	Nowra	J1.25m
7 Bienstock, Maya	7	Reddam House	1.20m
8 Ohlrich, Zoe	7	Northholm	1.15m
9 King, Mathilda	7	St Columba AS	J1.15m

Event 8 Girls 15 Year Olds High

Name	Year	School	Finals
1 Evans, Tarni	9	Sapphire Coast	1.60m
2 Hedley, Sophie	9	Calrossy	1.45m
3 Gaynor, Charlotte	10	The Illawarra Gr	J1.45m
4 Stone, Hannah	9	Nowra	J1.45m
5 Murphy, Catherine	9	Tangara	J1.45m
6 Clews, Sabina	9	Reddam House	J1.45m
7 Klasen, Emma	9	Calrossy	1.40m
7 McRae, Monica	9	Montgrove	1.40m
9 Giladi, Mia	9	Pittwater	1.35m
10 Pardoel, India	9	International Gr	1.30m

11 Filson, Madeleine 9 Redeemer 1.25m

Event 9 Girls 17 Year Olds Shot

Name	Year School	Finals
1 Bennett-Smith, Tara	11 Wollondilly Angl	10.31m
2 Catzel, Lisa	11 Masada	9.83m
3 DeJAGER, Bernice	11 Macquarie C	9.62m
4 Masella, Mi-kaisha	11 International Gr	9.02m
5 Malolo, Rosalind	11 Macquarie Gr	8.40m
6 Chitsunge, Vimbainashe	11 Macquarie Ags	8.35m
7 Burns, Andrea	11 Redeemer	7.94m
8 Riley, Grace	11 Bishop Tyrrell	7.91m
9 Gibson, Alexandra (Ally)	11 St. Luke's Gramm	7.83m
10 Limbrick, Bianca	11 Rouse Hill	7.42m
11 Tombs, Latika	11 Pittwater	7.08m

Event 10 Boys 17 Year Olds Shot

Name	Year School	Finals
1 Sneddon, Jay	11 Macquarie C	12.28m
2 Moraitis, David	12 Arden	11.83m
3 Harrold, Angus	11 Penrith Anglican	11.74m
4 Weber, Eric	11 Lakes GS	11.65m
5 Camenzuli, Zane	12 Penrith Anglican	11.51m
6 Maio, Daniel	11 Galstaun	11.33m
7 Martin, Lachlan	12 Pittwater	11.26m
8 Savaiko, Junior	10 Redeemer	10.61m
9 Dyer, Miles	11 Shellharbour	10.19m
10 Gibson, Samuel (Sam)	11 Shellharbour	9.73m

Event 11 Boys 14 Year Olds Long

Name	Year School	Finals
1 Burnett, William	9 Calrossy	5.63m
2 Harriman, Brett	8 Wollondilly Angl	5.18m
3 Saxby, Riley	8 St Philip'sCC-C	5.16m
4 Killick-Dodd, Oscar	9 International Gr	5.04m
5 Sanders, Joshua (Josh)	8 Nowra	J5.04m
6 Southam, John	9 Broughton Anglic	5.03m
7 Towart, Nathan	8 Macquarie Ags	4.93m
8 Tjhin, Ethan	8 Redeemer	J4.93m
9 Elmekhallalati, Youssef	8 Unity Gramma	4.90m
10 Koo, Tomas	8 Arden	4.77m
11 Ebert, Jordan	8 Redeemer	4.68m
12 Tran, Dylan	9 Hills Grammar	4.61m

Event 12 Boys 16 Year Olds Disc

Name	Year School	Finals
1 James, Benjamin	11 St Philip'sCC-C	41.12m
2 Simmons, Nickolai	10 William Clarke C	30.63m
3 Pearce, William	10 William Clarke C	29.03m
4 Bolton, Anthony	10 Redeemer	28.36m
5 Sgouros, Christian	10 St Euphemia	24.52m
6 Beauchamp, Rhys	10 Macquarie Ags	23.25m



7 Nawaqavou, Kameli	11 Avondale	23.07m
8 Farmery, Andrew	10 International Gr	21.38m
9 Jackson, Josiah	11 Penrith Anglican	20.66m

Event 13 Boys 15 Year Olds Long

Name	Year School	Finals
1 Willis, Jackson	9 Orange	6.09m
2 Harrold, Miles	9 Penrith Anglican	5.77m
3 Karatas, Ahmet	9 Amity Colleg	5.65m
4 Petroff, Cory	9 Arndell	5.63m
5 Estall, Matthew	9 Bishop Tyrrell	5.58m
6 Abbo, Angus	9 Macquarie C	5.52m
7 Weinert, Ryley	9 InternationalFTS	5.38m
8 Princena-White, Ethan	9 William Clarke C	5.31m
9 Sperber, Jakob	9 Moriah College	5.28m
10 Wingham, David	9 St. Luke's Gramm	5.03m
11 Jacobson, Samuel	9 Macquarie Ags	4.92m
-- Roubina, Gabby	9 All Saints	FOUL

Event 14 Girls 18-19 Jav

Name	Year School	Finals
1 Jones, Gabrielle	12 Redeemer	28.26m
2 Meier-Kapavale, Marie-Lu	12 Wollondilly Angl	23.07m
3 Bland, Bridie	12 Newcastle GS	20.81m
4 Dean, Maddison	12 Hunter Valley GS	18.49m
5 Matheson, Brooke	12 Arden	14.55m
6 Faehrmann, Grace	12 Tangara	12.88m
7 McClure, Emilee	12 Christadelphian	7.21m

Event 15 Boys 13 Year Olds Disc

Name	Year School	Finals
1 Taylor, Wiremu	7 Thomas Hassall A	29.90m
2 Harrold, Hugh	8 Penrith Anglican	29.54m
3 Matysiak, Rowan	7 Hills Grammar	24.70m
4 Bloch, Brayden	7 Moriah College	23.71m
5 Daniels, Kyah	8 Arden	23.18m
6 Vourtsanis, Dimitrios	8 St Euphemia	22.45m
7 O'Neill, Ethan Mark	7 St Philip'sCC-C	22.05m
8 Wright, Kaidyn	8 International Gr	19.78m
9 Jovic, Maxim	7 Pittwater	19.39m
10 Evans, Blair	7 Lakes GS	17.69m
-- Lawson, Joshua	7 Orange	FOUL

Event 16 Mixed 12-19 Long Parra Athlet

Name	Year School	Finals
1 Nekic T/F 20, Abby	W11 Georges River Gr	J3.07m 61.03%
2 Said Tf13, Ben	M9 St. Luke's Gramm	J3.40m 53.96%
3 Toumi-Cussinnet, Illyphe	M10 Pittwater	J1.97m 50.51%
4 Rasmussent20, Lachaln	M7 Calrossy	J2.52m 38.35%



Event 17 Girls 13 Year Olds Disc

Name	Year School	Finals
1 Lauano, Praise	8 Thomas Hassall A	23.43m
2 Segar, Nina	8 The Illawarra Gr	21.66m
3 Rudder, Ellie	7 Lakes GS	20.60m
4 Aqeelah, Osmany	7 Amity Colleg	17.92m
5 Windus, Brooke	7 Orange	17.55m
6 Collins, Leisel	7 InternationalFTS	17.51m
7 Oakes, Georgia	7 Orange	16.64m
8 Harrison, Sianna	7 International Gr	16.09m
9 Dona, Elise	8 Arden	16.00m
10 Lilley, Maia	7 Hills Grammar	14.43m
11 Garth, Victoria	7 Redeemer	14.27m
12 Binios, Anastasia	7 St Marouns	13.48m
13 Williams, Georgia	8 Shellharbour	12.11m

Event 18 Girls 14 Year Olds Disc

Name	Year School	Finals
1 Bennett-Smith, Kirra	9 Wollondilly Angl	32.67m
2 Prasad, Ryna	9 St Marks	26.72m
3 Charlton, Olivia	8 Northholm	25.64m
4 Richardson, Jessica	8 St Philip's Ccn	22.53m
5 Morgan, Ella	9 Montgrove	22.51m
6 Toor, Ravdeesh	8 Penrith Anglican	21.87m
7 James, Madeline	8 Lakes GS	21.56m
8 Shea, Cate	8 St Peters	21.06m
9 Poyitt, Evelyn	8 Redeemer	19.94m
10 Whitaker, Isabel	8 International Gr	16.38m
11 Davis, Amelia	8 Orange	16.05m
12 Kidner, isabella	9 Pittwater	15.62m
-- Atchison, Rhian	8 Reddam House	FOUL

Event 19 Girls 16 Year Olds Long

Name	Year School	Finals
1 Jackson, Nakita	11 Macquarie C	4.94m
2 Potter, Stephanie	10 International Gr	4.86m
3 Norgard, Emma	11 St Philip's Ccn	4.53m
4 Stacey, Jessica	10 Shellharbour	4.52m
5 Zammit, Carla	10 Redeemer	4.42m
6 Barker, Sunnie	10 St Peters	4.37m
7 Abrams, Christine	10 Tangara	4.26m
8 Bourne, Hannah	10 Pittwater	4.24m
9 Hraichie, Aesha	10 Malek Fayed	4.22m
10 Pozza, Chelsea	10 Wollondilly Angl	4.21m
11 Youssef, Pascale	11 Macarthur Anglic	J4.21m
12 Boniface, Samantha	10 William Clarke C	4.16m
13 Vournazos, Christina	10 All Saints	4.12m

Event 20 Boys 13 Year Olds Shot

Name	Year School	Finals
1 Davis, Joel	7 William Clarke C	11.67m
2 Limon, Jarrah	8 St Peters	11.09m



3 Meredith, Bayley	7 Rouse Hill	10.76m
4 Levy Hardy, Ben	8 Moriah College	10.23m
5 Ebbs, Timothy	8 St Columba AS	10.02m
6 Fitzsimmons, Bailey	8 Wollondilly Angl	9.78m
7 Arellano Butcher, Jie	8 Avondale	9.70m
8 Jovic, Maxim	7 Pittwater	9.69m
9 Beauchamp, Preston	8 Macquarie Ags	9.59m
10 Herald, Alister	7 Shellharbour	9.44m
11 Vourtsanis, Dimitrios	8 St Euphemia	9.36m
12 Sakellaris, Nicholas	7 St. Luke's Gramm	8.34m
13 Willis, Bayden	7 Orange	7.98m

Event 21 Boys 12 Year Olds Shot

Name	Year School	Finals
1 Leong, Kynan	7 Hills Grammar	10.17m
2 Vaokakala, Paula	7 Pittwater	8.68m
3 Boyd, Carter	7 St Philip'sCC PS	8.43m
4 Batten, Benjamin	7 Macquarie Ags	8.08m
5 Walker, Beau	7 Georges River Gr	7.68m
6 Fitzsimmons, Brody	7 Wollondilly Angl	7.47m
7 Shah, Mason	7 Macquarie Gr	7.42m
8 Sorcevski, Kristopher	7 Hunter Valley GS	7.35m
9 Rose, Otto	7 William Clarke C	6.92m
10 Kang, Mark	7 Emanuel	6.81m
11 Raketic, Thomas	7 All Saints	6.48m
12 Kimber, Alexander	7 Sapphire Coast	6.21m

Event 22 Boys 14 Year Olds Jav

Name	Year School	Finals
1 Unwin, Jarod	8 Christadelphian	37.41m
2 Smith, Lachlan	8 St Peters	34.01m
3 Smith, Aaron	8 William Clarke C	30.61m
4 Saxby, Riley	8 St Philip'sCC-C	29.04m
5 Garth, Edward	8 Redeemer	28.09m
6 Forbes, Frank	9 International Gr	27.55m
7 Watson, Clay	8 Georges River Gr	26.06m
8 Tjhin, Ethan	8 Redeemer	24.84m
9 Emamooden, Matthew	8 Arden	24.69m
10 Hydri, Shahzah	8 Australian I	18.74m
-- Healey, James	8 The Illawarra Gr	FOUL
-- Mangan, Maxwell	8 St Columba AS	FOUL

Event 23 Boys 18-19 High

Name	Year School	Finals
1 Playford, Nathan	12 Bishop Tyrrell	1.73m
2 Girvan, William	12 Wollondilly Angl	1.70m
3 Carroll, Samuel	12 Christadelphian	J1.70m
4 Brown, Hamish	12 Rouse Hill	1.65m
5 Evans, Braddon	12 Broughton Anglic	J1.65m
6 Samuels, Zachary	12 Arden	J1.65m
7 Poyitt, James	12 Redeemer	1.60m
8 Phillips, Eli	12 Sapphire Coast	1.55m
9 Bolton, Lachlan	12 Redeemer	1.50m
-- Markovic, Marcus	12 International Gr	NH



Event 24 Boys 15 Year Olds High

Name	Year	School	Finals
1 Grant, Riley	9	Central Coast	1.83m
2 Steiner-Hardie, Ben	9	Masada	1.65m
2 Barbouttis, Jake	9	International Gr	1.65m
4 Abbo, Angus	9	Macquarie C	1.60m
4 Princena-White, Ethan	9	William Clarke C	1.60m
6 Sperber, Jakob	9	Moriah College	J1.60m
7 Trisic, Zack	10	St. Luke's Gramm	J1.60m
8 Harrold, Miles	9	Penrith Anglican	J1.60m
9 El - Chami, Mehdi	9	Unity Gramma	1.55m
10 Papaspyropoulos, Emmanue	9	St Euphemia	J1.55m
11 Gibson, Adam	9	Redeemer	1.40m

Event 25 Girls 12 Year Olds 200 Meter

Name	Year	School	Finals	H#
1 Shapiro, Talia	7	Reddam House	29.49	2
2 Page, Lana	7	Rouse Hill	29.96	2
3 Day, Emma	7	Wollondilly Angl	30.06	2
4 Smith, Laura	7	Scone GS	30.62	2
5 Norris, Eliza Jane	7	Sapphire Coast	30.65	2
6 Ostry, Zara	7	Pittwater	30.92	2
7 McGookin, Aleisha	7	Wollondilly Angl	31.18	1
8 Davis, Reilly	7	Avondale	31.27	1
8 Clark, Madelyn	7	Christadelphian	31.27	2
10 Skene, Abbie	7	Montgrove	31.44	2
11 Savage, Sennen	7	Shellharbour	32.04	1
12 Dinn, Sienna	7	Pittwater	32.56	1
13 O'Grady, Ava	7	Broughton Anglic	33.44	1
14 Kaldas, Hannah	7	St Marks	34.14	1
15 Makris, Elle	7	St Euphemia	34.43	1

Event 26 Girls 13 Year Olds 200 Meter

Name	Year	School	Finals	H#
1 Monk, Montana	8	Bishop Tyrrell	27.98	2
2 Blaikie, Charlotte	7	Penrith Anglican	28.76	2
3 Bender, Mikala	7	Macquarie Ags	28.91	2
4 Quilter-Jones, Jessica	7	The Illawarra Gr	28.97	2
5 Rowe, Jessica	8	Hills Grammar	29.19	2
6 Williams, Georgia	8	Shellharbour	29.27	2
7 Mullin, Hannah	7	Hills Grammar	29.46	1
8 McCurley, Lauren	7	William Clarke C	29.73	2
9 Mills, Rebecca	7	Wollondilly Angl	29.96	2
10 Crapp, Abbey	7	Nowra	30.00	1
11 Senator, Yoella	8	Moriah College	30.07	1
12 Ocean, Essence	7	All Saints	30.15	1
13 Dein, Rhiannon	7	Avondale	30.40	1
14 Khalil, Dimah	7	Amity Colleg	30.71	1
15 Abraham, Natasha	7	St Marouns	31.10	1
16 Butcher, Olivia	7	Pittwater	31.55	1
17 Lapidge, Romi	7	Emanuel	31.63	1



Event 27 Girls 14 Year Olds 200 Meter

Name	Year	School	Finals	H#
1 Hewitt, Grace	8	Hunter Valley GS	25.74	2
2 Page, Emily	9	Rouse Hill	26.42	2
3 Budai, Iluka	8	The Illawarra Gr	26.98	2
4 Dickson, Evita	9	St. Luke's Gramm	27.11	2
5 Richardson, Jessica	8	St Philip's Ccn	28.17	2
6 Bennett-Smith, Kirra	9	Wollondilly Angl	29.02	2
7 Belunek, Mischa	8	International Gr	29.05	1
8 Beesley, Sarah	9	Rouse Hill	29.14	1
9 Carpenter, Grace	9	Pittwater	29.48	2
10 de la Cruz, Sienna	8	Nowra	29.74	1
11 O'Brien, Baillee	8	St Peters	30.71	1
12 Park, Esther	8	Redeemer	31.00	1
13 Audsley, Julia	8	InternationalFTS	31.08	1
14 Prasad, Ryna	9	St Marks	31.38	1

Event 28 Girls 15 Year Olds 200 Meter

Name	Year	School	Finals	H#
1 Klasen, Emma	9	Calrossy	25.58	2
2 Navusolo, Jezebel	9	Lakes GS	26.94	2
3 Sadler, Laura	9	Scone GS	27.14	2
4 Martin, Tamsyn	10	Pittwater	28.69	2
5 Stone, Hannah	9	Nowra	28.81	2
6 Polinsky, Sarah	9	Penrith Anglican	28.86	2
7 Sugiaman, Francesca	10	Tangara	29.22	2
8 Taylor, Sabine	10	International Gr	29.24	1
9 Hartwell, Chloe	9	Rouse Hill	29.37	2
10 Coulson, Kaylah	9	William Clarke C	29.78	1
11 ST John, Tiarne	10	Broughton Anglic	30.15	1
12 Schulz, Isabella	9	Emanuel	31.72	1
13 Zammit, Mikalah	9	Redeemer	33.07	1

Event 29 Girls 16 Year Olds 200 Meter

Name	Year	School	Finals	H#
1 Potter, Stephanie	10	International Gr	26.09	2
2 Atkinson, Anna	11	Scone GS	27.87	2
3 Fisher, Aimee	10	Hunter Valley GS	28.57	2
4 Pozza, Chelsea	10	Wollondilly Angl	29.17	2
5 Zammit, Carla	10	Redeemer	29.37	1
6 Barker, Sunnie	10	St Peters	29.65	2
7 Redfern, Carly	10	Calrossy	29.80	2
8 Stacey, Jessica	10	Shellharbour	29.88	1
9 Keen, Ashlye	10	William Clarke C	30.00	1
10 Lee, Janaya	10	Arndell	30.14	2
10 Stretton, Emma	10	Broughton Anglic	30.14	1
12 Lee, Angela	10	Tangara	32.62	1
13 Zerafa, Kalliopi	11	St Euphemia	33.86	1

Event 30 Girls 17 Year Olds 200 Meter

Name	Year	School	Finals	H#
1 DeJAGER, Bernice	11	Macquarie C	28.23	2



2 Mills, Olivia (Livvy)	11 St. Luke's Gramm	28.31	2
3 Heath, Maja	11 Calrossy	28.41	2
4 Lamb, Kaylah	12 Penrith Anglican	28.93	2
5 Lawrence, Rachel	12 William Clarke C	29.78	1
6 Wall, Sophia	12 Tangara	30.02	2
7 Holmes, Talei	12 Seda	30.22	2
8 Reynolds, Olivia	11 Georges River Gr	30.35	2
9 William, Sofia	11 Christadelphian	30.47	1
10 Burns, Andrea	11 Redeemer	30.60	1
11 Fares, Yara	12 St Marouns	33.00	1

Event 31 Girls 18+ 200 Meter

Name	Year School	Finals	H#
1 Carroll, Bronte	12 St Philip's Ccg	27.40	2
2 Perich, Laura	12 Macarthur Anglic	28.08	2
3 Brady, Monique	12 Broughton Anglic	28.42	2
4 Magner, Sharnee	12 Calrossy	28.91	2
5 Karvon, Chelsey	12 Redeemer	30.24	1
6 Goodwin, Meg	12 St Columba AS	30.58	2
7 Jones, Gabrielle	12 Redeemer	30.78	2
8 McMahon, Bethany	12 Tangara	31.14	1
9 Ho, Athena	18 Pal	34.63	1
10 Matheson, Brooke	12 Arden	36.46	1

Event 32 Girls 12 Year Olds Jav

Name	Year School	Finals
1 McGookin, Aleisha	7 Wollondilly Angl	18.66m
2 Neal, Grace	7 Arden	15.42m
3 Jarrett, Amali	7 Hunter Valley GS	14.72m
4 Doberer, Danika	7 St Peters	14.20m
5 Windus, Alexandra	7 Orange	14.02m
6 Baker, Aria	7 Nowra	12.76m
7 Du, Kaija	7 International Gr	10.41m
8 Koutavas, Demetria	7 All Saints	7.54m
9 Youssef, Natalie	7 St Marks	7.50m
10 Merhi, Sianna	7 Tangara	7.28m
11 Pollack, Saskia	7 International Gr	6.39m

Event 33 Boys 12 Year Olds Jav

Name	Year School	Finals
1 Bell, Saxon	7 Macquarie Ags	22.57m
2 Furness, Ryan	7 Hunter Valley GS	21.19m
3 Hussein, Naseem	7 Australian I	20.79m
4 Norrish, Bailey	7 Arndell	18.83m
5 Batten, Benjamin	7 Macquarie Ags	15.97m
6 Lowy, Matthew	7 Emanuel	15.81m
7 Dimitri, Marcus	7 Penrith Anglican	15.39m
8 McAuliffe, Massimiliano	7 International Gr	14.34m
9 Kastelloriou, Mihael	7 St Euphemia	12.92m
10 Nowland, Brent	7 Nowra	12.09m
-- Horsnell, Dylan	7 Georges River Gr	FOUL
-- Kimber, Alexander	7 Sapphire Coast	FOUL



Event 34 Mixed 12-19 Shot Parra Athlet

Name	Year	School	Finals	
1 Charlton T54 / F57, Juli	W12	Hills Grammar	J5.29m	74.71%
2 Marsh T/F35, Joshua	M7	Avondale	J5.80m	56.31%
3 Georgalis Tf36, Christia	M10	Thomas Hassall A	J5.79m	53.36%
4 Nekic T/F 20, Abby	W11	Georges River Gr	J5.49m	47.28%
5 Toumi-Cussinnet, Illyphe	M10	Pittwater	J4.30m	41.74%
6 Said Tf13, Ben	M9	St. Luke's Gramm	J5.05m	39.57%
7 Chapman Tf40, James	M8	St Philip's Ccn	J2.57m	32.73%
8 Rasmussent20, Lachaln	M7	Calrossy	J4.16m	28.08%

Event 35 Boys 12 Year Olds 200 Meter

Name	Year	School	Finals	H#
1 Deguara, Jack	7	St Philip's Ccn	29.28	2
2 Turk, Nicholas	7	All Saints	29.41	2
3 Leong, Kynan	7	Hills Grammar	29.63	2
4 Buettel, Joel Arthur	7	St Philip'sCC-C	29.87	2
5 Johnston, Robert (Robbie)	7	Rouse Hill	30.00	2
6 Rosen, Sacha	12	Emanuel	30.07	2
7 Dungay, Anton	7	St Columba AS	30.09	2
8 Machiavello, Dante	7	Wollondilly Angl	30.58	2
9 Forman, Aidan	7	Moriah College	30.70	1
10 Foss, Ethan	7	Georges River Gr	30.73	1
11 Yom-Tov, Noah	7	International Gr	31.21	1
12 Sidhom, Isaac	7	St Marks	J31.21	1
13 Nowland, Brent	7	Nowra	33.46	1
14 Liang, Sheldon	7	Nowra	38.76	1

Event 36 Boys 13 Year Olds 200 Meter

Name	Year	School	Finals	H#
1 Jones, Benjamin	7	The Illawarra Gr	26.63	2
2 Maskey, Chhitiz	8	The Illawarra Gr	26.86	2
3 Busfield, Thomas (Thom)	7	Thomas Hassall A	26.90	2
4 Barnes, Jackson	8	Lakes GS	27.00	2
5 Guard, Owen	7	Pittwater	27.40	1
6 Kim, Tobias	7	Arden	27.41	1
7 Evans, Jackson	7	Northholm	27.57	2
8 Karaka, Kai	7	Hunter Valley GS	27.61	2
9 Armstrong, Flynn	7	Nowra	27.74	1
10 Reedy, Oliver	8	William Clarke C	27.78	1
11 El - Masry, Hussam	7	Malek Fayed	27.90	2
12 Limon, Jarrah	8	St Peters	28.06	1
12 Plush, Thomas	7	St Philip's Ccn	28.06	2
14 Noval, Nathaniel	7	InternationalFTS	28.19	1
15 Muller, Joe	8	St Marouns	29.45	1

Event 37 Boys 14 Year Olds 200 Meter

Name	Year	School	Finals	H#
1 Killick-Dodd, Oscar	9	International Gr	24.96	2
2 Chesher, Luke	8	Hunter Valley GS	25.21	2
3 Kratzmann, Samuel	9	Macquarie Ags	25.39	1
4 Jiang, Daniel	8	The Illawarra Gr	25.42	2



5 Simpson, Mathew	9 Wollondilly Angl	25.48	2
6 Crane, Ryan	8 Pittwater	25.72	2
7 Brown, Hugo	8 Rouse Hill	25.93	1
8 MacLaren, Tierney	8 St Columba AS	26.01	2
9 Saxby, Riley	8 St Philip'sCC-C	26.08	2
10 Josevski, Nicholas	9 William Clarke C	26.28	1
11 Cotterill, Cooper	8 Rouse Hill	26.48	1
12 Southam, John	9 Broughton Anglic	26.49	1
13 Unwin, Jarod	8 Christadelphian	26.65	1
14 Sanders, Joshua (Josh)	8 Nowra	26.74	1
15 Ebert, Jordan	8 Redeemer	26.77	2
16 Garth, Edward	8 Redeemer	27.64	2
17 McVicar, Will	8 Nowra	27.76	1

Event 38 Boys 15 Year Olds 200 Meter

Name	Year School	Finals	H#
1 Woods, Riley	9 Hunter Valley GS	24.07	2
2 Petroff, Cory	9 Arndell	24.42	2
3 Corns, Bohdine	10 Wollondilly Angl	24.55	2
4 Willis, Jackson	9 Orange	24.59	2
5 Grant, Riley	9 Central Coast	24.96	2
6 Chigweremba, Tichaona	9 St Philip'sCC PS	25.05	2
7 Mitchell, Dylan	10 Rouse Hill	25.54	1
8 Spindler, Alex	9 InternationalFTS	25.55	2
9 Harrold, Miles	9 Penrith Anglican	25.66	1
10 Gillam, Kurt	9 Broughton Anglic	25.72	1
11 Rose, Taiden	9 InternationalFTS	25.84	1
12 Gibson, Adam	9 Redeemer	26.12	1
13 Karatas, Ahmet	9 Amity Colleg	26.28	1

Event 39 Boys 16 Year Olds 200 Meter

Name	Year School	Finals	H#
1 Reading, Mitchell	10 Calrossy	23.46	2
2 Jenkins, Cooper	10 Hunter Valley GS	23.74	2
3 Kerwick, Joshua	11 Rouse Hill	24.07	2
4 James, Benjamin	11 St Philip'sCC-C	24.19	2
5 Licastro, Marcus	10 Georges River Gr	24.61	2
6 Levine, Simeon	10 William Clarke C	24.70	1
6 Vlatko, Anthony	10 International Gr	24.70	2
8 Grayson, Julian	10 Sapphire Coast	24.82	2
9 Ferris, Zachary	10 Hills Grammar	25.20	1
10 Hyslop, Dylan	11 Wollondilly Angl	25.43	1
11 Davenport, Jay	10 Broughton Anglic	25.46	1
12 Coleman, Darcy	10 InternationalFTS	25.69	1
13 Beauchamp, Rhys	10 Macquarie Ags	25.92	1
14 Bolton, Anthony	10 Redeemer	26.77	1
15 Arun, Thashwin	11 St Marks	28.73	1

Event 40 Boys 17 Year Olds 200 Meter

Name	Year School	Finals	H#
1 Harrold, Angus	11 Penrith Anglican	24.17	3
2 Paddison, Tyrone	11 InternationalFTS	24.48	3
3 DeJAGER, Thomas	11 Macquarie C	24.49	3
4 Sibanda, Bradley	11 InternationalFTS	24.60	1



5	Miskin, Muhammed	11	Hills Adv	25.05	1
6	Tait, Benjamin (Ben)	11	Rouse Hill	25.14	1
7	Sprague, James	11	William Clarke C	25.39	1
8	Savaiko, Junior	10	Redeemer	25.48	3
9	Kudaya-More, Ed	12	Redeemer	26.04	1
10	Heffron, Thomas	11	Hunter Valley GS	26.14	3
11	Tindal, William (Will)	11	Broughton Anglic	26.31	3
12	Kowalder, Omar	11	Australian I	27.21	1
13	Chami, Mohammed	11	Malek Fayed	28.85	1

Event 41 Boys 18+ 200 Meter

Name	Year	School	Finals	H#	
1	Rice, Benjamin	12	Hills Grammar	24.70	2
2	Tekkol, Brent	12	The Illawarra Gr	24.90	2
3	Poyitt, James	12	Redeemer	25.04	1
4	Bolton, Lachlan	12	Redeemer	25.34	2
5	Carroll, Samuel	12	Christadelphian	25.64	1
6	Moss, Oliver	12	Arden	25.71	1
7	Banganay, Daniel	12	Rouse Hill	25.80	1
8	Regan Lacey, Aarin	12	Emanuel	25.83	1
9	Eve, Nicholas	12	Bishop Tyrrell	26.21	2
10	Johns, Brody	12	Sapphire Coast	26.56	1
11	Mackey, Chad	12	Avondale	26.80	2
12	Deng, Brendan	12	Macquarie Gr	27.08	1

Event 42 Mixed 12-19 200 Meter Parra Athlet

Name	Year	School	Finals	H#	
1	Georgalis Tf36, Christia	M10	Thomas Hassall A	J34.13	42.07%
2	Toumi-Cussinnet, Illyphe	M10	Pittwater	J40.76	40.48%
3	Nekic T/F 20, Abby	W11	Georges River Gr	37.31	36.10%
4	Said Tf13, Ben	M9	St. Luke's Gramm	J33.71	34.97
5	Rasmussent20, Lachaln	M7	Calrossy	J38.20	31.20%

Event 43 Girls 17-19 Triple

Name	Year	School	Finals	
1	Carroll, Brittany	11	Hunter Valley GS	11.09m
2	Reid, Amy	11	Hills Adv	9.74m
3	Magner, Sharnee	12	Calrossy	8.76m
4	Burt, Erin	11	Arden	8.04m

Event 44 Girls 13 Year Olds Shot

Name	Year	School	Finals	
1	Lauano, Praise	8	Thomas Hassall A	9.04m
2	Meurant, Kate	8	Shellharbour	8.61m
3	Campbell-Rogers, Erica	8	William Clarke C	8.20m
4	Johnson, Kiera	7	St Columba AS	J8.20m
5	West Kearney, Olivia	8	Arndell	7.40m
6	Aqeelah, Osmany	7	Amity Colleg	J7.40m
7	Rudder, Ellie	7	Lakes GS	7.29m
8	Binios, Anastasia	7	St Marouns	6.94m
9	Abraham, Natasha	7	St Marouns	6.91m
10	Melluish, Sarah	8	Broughton Anglic	6.78m



11 Collins, Leisel	7 InternationalFTS	6.73m
12 Whybrow, Haylea	7 Orange	6.47m
13 Morris, Ellie	7 Emanuel	6.44m

Event 45 Girls 14 Year Olds Long

Name	Year School	Finals
1 Hewitt, Grace	8 Hunter Valley GS	5.24m
2 Bennett-Smith, Kirra	9 Wollondilly Angl	4.46m
3 Budai, Iluka	8 The Illawarra Gr	4.45m
4 Rutstein, Danielle	8 Emanuel	4.35m
5 Campbell, Zoe	9 Calrossy	4.27m
6 Belunek, Mischa	8 International Gr	4.25m
7 Kent, Holly	8 Reddam House	4.12m
8 Mannasz, Maxine	8 Arden	4.05m
9 Dowle, Zara	8 Macquarie Ags	3.91m
10 Cassar, Niamh	8 Northholm	3.83m
11 Prasad, Ryna	9 St Marks	3.80m
12 Park, Esther	8 Redeemer	3.72m
13 Davis, Amelia	8 Orange	3.69m
14 Pascoe, Chelsea	8 Nowra	3.46m

Event 46 Girls 16 Year Olds Jav

Name	Year School	Finals
1 Bell, Eloise	10 Macquarie Ags	26.46m
2 Smallacombe, Jade	11 Arndell	24.35m
3 Griffin, Hannah	10 St Columba AS	22.11m
4 Barker, Sunnie	10 St Peters	21.04m
5 Poyitt, Miriam	10 Redeemer	18.49m
6 Bourne, Hannah	10 Pittwater	16.67m
7 Chatila, Lynn	10 Australian I	15.85m
8 Arsola, Barbara	10 Christadelphian	J15.85m
-- Coia, Abigail	10 William Clarke C	FOUL
-- Meier-Kapavale, Grace	10 Wollondilly Angl	FOUL

Event 47 Boys 18-19 Disc

Name	Year School	Finals
1 Mathias, Askil	12 Hunter Valley GS	43.95m
2 Bailey, Callum	12 Redeemer	24.65m
3 Brown, Hamish	12 Rouse Hill	24.35m
4 Bolton, Lachlan	12 Redeemer	24.33m
5 O'Neill, Carl	12 Pittwater	22.24m
6 Quigley, Sean	12 Penrith Anglican	20.48m
7 Hollis, Kyle	12 Broughton Anglic	18.78m

Event 48 Girls 12 Year Olds 800 Meter

Name	Year School	Finals
1 Norris, Eliza Jane	7 Sapphire Coast	2:41.54
2 Hall, Anna	7 Arden	2:52.44
3 Davis, Reilly	7 Avondale	2:53.72
4 King, Mathilda	7 St Columba AS	2:56.72
5 Davis, Sophie	7 St. Luke's Gramm	2:57.53
6 Baker, Aria	7 Nowra	3:00.16



7 Kemp-Burrows, Hannah	7 Penrith Anglican	3:01.16
8 Day, Emma	7 Wollondilly Angl	3:03.65
9 Ostryn, Zara	7 Pittwater	3:05.11
10 Biehl, Renee	7 Rouse Hill	3:06.76
11 Hurst, Anna	7 Pittwater	3:10.42
12 Elayoubi, Amani	7 Amity Colleg	3:15.25
13 Hart, Tia	7 William Clarke C	3:17.75
14 Ahsan, Minnah	7 Redeemer	3:31.17
15 Kaldas, Hannah	7 St Marks	3:47.91

Event 49 Girls 13 Year Olds 800 Meter

Name	Year School	Finals
1 Monk, Montana	8 Bishop Tyrrell	2:22.43
2 Pernecker, Ashley	7 Lakes GS	2:27.66
3 Barnett, Eleanor	7 St Philip's Ccn	2:30.41
4 Quilter-Jones, Jessica	7 The Illawarra Gr	2:33.11
5 Priest, Sally	7 St. Luke's Gramm	2:33.40
6 Morison, Sienna	7 St. Luke's Gramm	2:41.87
7 Tanna, Ruby	7 Tangara	2:44.22
8 Bender, Mikala	7 Macquarie Ags	2:47.97
9 Beattie, Kayla	7 St Peters	2:49.83
10 Nishihara, Sumika	8 Tangara	2:50.54
11 Senator, Yoella	8 Moriah College	2:51.90
12 Butcher, Olivia	7 Pittwater	2:57.84
13 Poswell, Lily	7 Moriah College	3:01.61
14 Garth, Victoria	7 Redeemer	3:04.39
15 Papas, Demi	7 All Saints	3:10.02

Event 50 Girls 14 Year Olds 800 Meter

Name	Year School	Finals
1 Fayers, Cassandra	8 St Philip's Ccn	2:27.34
2 New, Ellie	9 Calrossy	2:31.02
3 Cotton, Emma	8 St Philip'sCC PS	2:31.09
4 de la Cruz, Sienna	8 Nowra	2:36.62
5 Mitchell, Tia	8 Pittwater	2:38.13
6 Pascoe, Chelsea	8 Nowra	2:38.60
7 Hayward, Grace	8 William Clarke C	2:41.93
8 Mitchell, Sophie	8 Pittwater	2:43.00
9 Dabbagh, Aysha	9 Georges River Gr	2:46.61
10 Messina, Georgia	8 Arndell	2:48.80
11 Hamby, Emma - Kate	8 Reddam House	2:51.10
12 Carpenter, Grace	9 Pittwater	2:51.56
13 Ferraro, Jessica	8 Macquarie Ags	2:54.71
14 Heiniger, Taylor	8 St. Luke's Gramm	2:54.97
15 Robertson, Isabelle	8 Wollondilly Angl	2:57.14
16 Burns, Emily	8 Redeemer	2:58.11
17 Prasad, Ryna	9 St Marks	3:02.65

Event 51 Girls 15 Year Olds 800 Meter

Name	Year School	Finals
1 Evans, Tarni	9 Sapphire Coast	2:31.29
2 Higgins, Lydia	9 Calrossy	2:32.41
3 Davidson, Flo	9 Calrossy	2:33.18
4 Arnold, Madeline	9 Hills Adv	2:33.55



5 Hickey, Emily	9 St Philip'sCC PS	2:38.20
6 Heiniger, Chloe	9 St. Luke's Gramm	2:38.84
7 ST John, Tiarne	10 Broughton Anglic	2:44.47
8 Jarvis, Sophie	9 William Clarke C	2:44.74
9 Murphy, Catherine	9 Tangara	2:51.14
10 Woods, Tara	9 Pittwater	3:04.79
11 Goodridge, Gabriella	9 Emanuel	3:06.61
12 Louskos, Catherine	9 St Euphemia	3:14.70
13 Livingstone, Jessica	9 Shellharbour	3:15.89
14 Braun, Maya	9 International Gr	3:18.82
15 Alzened, Talar	9 Redeemer	3:27.04

Event 52 Girls 16 Year Olds 800 Meter

Name	Year School	Finals
1 Dearie, Cheyenne	10 InternationalFTS	2:30.85
2 Glanville, Olivia	10 Lakes GS	2:47.17
3 Anastovski, Isabella (Be	10 Broughton Anglic	2:49.77
4 Anderson, Jasmine	10 Macquarie C	2:51.43
5 Kos, Chantal	10 Tangara	2:54.12
6 Cavanagh, Brooke	11 Shellharbour	2:57.26
7 Ives, Eleni	10 St Peters	3:01.83
8 Fisher, Darcy	10 The Illawarra Gr	3:05.58
9 Levy Bell, Phoenix	10 International Gr	3:06.34
10 Zammit, Carla	10 Redeemer	3:12.95
11 Saad, Serena	10 St Marks	3:22.91
12 Watson, Ebony	10 Macquarie Ags	3:25.76

Event 53 Girls 17 Year Olds 800 Meter

Name	Year School	Finals
1 Steele, Sianna	12 Penrith Anglican	2:33.09
2 Riley, Grace	11 Bishop Tyrrell	2:36.40
3 Tapp, Sharna	11 Calrossy	2:40.56
4 Lawrence, Rachel	12 William Clarke C	2:43.37
5 Spencer, Caitlin	11 Newcastle GS	2:49.44
6 Squire, Rachel	11 Thomas Hassall A	2:50.71
7 Burns, Andrea	11 Redeemer	3:06.64
8 Williams, Caitlin	11 Broughton Anglic	3:09.61
9 Hebden, Elena	12 International Gr	3:49.15
10 Brunsdon, Mimi	11 International Gr	4:06.22

Event 54 Girls 18+ 800 Meter

Name	Year School	Finals
1 Danuser, Seraina	12 Newcastle GS	2:54.63
2 Goodwin, Meg	12 St Columba AS	2:55.46
3 Regan, Alexis	12 Bishop Tyrrell	2:59.09
4 Broome, Anna	11 William Clarke C	3:03.51
5 Woodbury, Annabelle	12 Tangara	3:08.97
6 Seton, Sophia	12 Macarthur Anglic	3:14.53

Event 55 Boys 12 Year Olds Long

Name	Year School	Finals
1 Deguara, Jack	7 St Philip's Ccn	4.32m



2	Lumba, Jordan	7	Macarthur Anglic	4.21m
3	Leong, Kynan	7	Hills Grammar	J4.21m
4	Machiavello, Dante	7	Wollondilly Angl	4.19m
5	Johnston, Robert (Robbie)	7	Rouse Hill	4.14m
6	Rosen, Sacha	12	Emanuel	3.99m
7	Mathews, Luke	7	St Philip'sCC-C	3.98m
8	Naseen, Hussein	7	Australian I	3.72m
9	Ham, Oliver	7	InternationalFTS	3.67m
10	Zhu, Peter	7	Redeemer	3.60m
11	Kimber, Alexander	7	Sapphire Coast	3.37m
12	Liang, Sheldon	7	Nowra	2.86m

Event 56 Boys 13 Year Olds High

Name	Year	School	Finals
1	Barnes, Jackson	8 Lakes GS	1.63m
2	Edgecombe, Kristian	7 St. Luke's Gramm	1.60m
3	Karaka, Kai	7 Hunter Valley GS	J1.60m
4	Fitzsimmons, Bailey	8 Wollondilly Angl	1.48m
5	Chatterton, Liam	8 International Gr	1.40m
6	Lawson, Joshua	7 Orange	J1.40m
6	Laws, Jarod	8 Rouse Hill	J1.40m
8	Shaw, Tyler	7 Christadelphian	1.35m
9	McTernan, Jaden	7 St Peters	J1.35m
10	Khan, Sahail	7 Unity Gramma	1.25m
11	Panagopoulos, Harrison	7 St Euphemia	1.20m

Event 57 Boys 14 Year Olds Disc

Name	Year	School	Finals
1	Homan, Jarrod	8 Hunter Valley GS	40.30m
2	Noakes, Thomas	8 Macarthur Anglic	32.61m
3	Munro, George	9 Macquarie Ags	29.29m
4	Lochrin, Joshua	8 Macquarie C	28.55m
5	Tjhin, Ethan	8 Redeemer	27.20m
6	Ebert, Jordan	8 Redeemer	26.85m
7	Kenemo, Grady	8 Christadelphian	26.22m
8	Lombardi, Cameron	8 Hills Adv	23.10m
9	Lans, Benjamin (Ben)	8 Nowra	22.82m
10	Shah, Dylan	9 Pittwater	22.27m
11	Smith, Aaron	8 William Clarke C	7.34m
--	Nicholls, Lachlan	8 Penrith Anglican	FOUL
--	Everingham, Joshua	8 Reddam House	FOUL

Event 58 Boys 15 Year Olds Jav

Name	Year	School	Finals
1	Corscadden, Connor	9 Broughton Anglic	37.12m
2	Woods, Riley	9 Hunter Valley GS	35.42m
3	Wilton, Charlie	9 Northholm	35.08m
4	Bignall, Nicholas	9 Lakes GS	34.30m
5	Shaw, Kieran	10 McDonald College	33.12m
6	McDowell, Jackson	9 Penrith Anglican	32.67m
7	McMullen, Samuel	10 Pittwater	29.66m
8	Willis, Jackson	9 Orange	27.93m
9	Mitchell, Dylan	10 Rouse Hill	27.70m
10	Gibson, Adam	9 Redeemer	21.57m



11 Zohre, Sirach	9 Redeemer	20.74m
12 Jacobson, Samuel	9 Macquarie Ags	14.36m
-- Curven, Jai	9 Sapphire Coast	FOUL

Event 59 Boys 16 Year Olds Shot

Name	Year School	Finals
1 Leifi, Mitchel	11 Wollemi	14.46m
2 Nawaqavou, Kameli	11 Avondale	12.94m
3 Sgouros, Christian	10 St Euphemia	12.36m
4 Catania, Matthew	10 St Columba AS	12.21m
5 Janse Van Rensburg, Ruan	10 Rouse Hill	10.99m
6 Behr, Jordan	10 Emanuel	10.95m
7 Eagle, Rourke	11 Shellharbour	10.73m
8 Wright, Liam	10 Macarthur Anglic	10.52m
9 Bolton, Anthony	10 Redeemer	10.25m
10 Troyanovsky, Timothy	10 Emanuel	10.06m
11 Werner, Michael	10 St. Luke's Gramm	9.93m
12 Beauchamp, Rhys	10 Macquarie Ags	8.97m
13 Atlee, Thomas	10 Macquarie Ags	8.67m
14 Mesanovic, Edim	10 Amity Colleg	8.22m

Event 60 Boys 17 Year Olds High

Name	Year School	Finals
1 Prisuda, Zeke	11 Seda	1.76m
2 Bowman, Oliver	11 St. Luke's Gramm	1.73m
3 Oriel, Thomas	10 Macquarie Ags	1.70m
4 Hutt, Elliot	12 The Illawarra Gr	1.65m
5 Duffy, Thomas (Tom)	11 Shellharbour	Jl.65m
6 Robb, Hamish	12 Northholm	Jl.65m
7 Lewis, Joshua	11 Arden	1.60m
8 Huard, Luke	11 Nowra	1.45m

Event 61 Boys 18-19 Long

Name	Year School	Finals
1 Brown, Hamish	12 Rouse Hill	5.84m
2 Samuels, Zachary	12 Arden	5.56m
3 Regan Lacey, Aarin	12 Emanuel	5.47m
4 Poyitt, James	12 Redeemer	5.33m
5 Adebumowa, Jordan	12 Yots	5.32m
6 Evans, Braddon	12 Broughton Anglic	5.25m
7 Bolton, Lachlan	12 Redeemer	4.97m
8 Phillips, Eli	12 Sapphire Coast	4.86m
9 Ginn, Nathaniel	12 Avondale	4.81m
10 Johns, Brody	12 Sapphire Coast	4.68m

Event 62 Boys 12 Year Olds 800 Meter

Name	Year School	Finals
1 Deguara, Jack	7 St Philip's Ccn	2:34.42
2 Kalish, Dillon	7 Moriah College	2:34.44
3 Johnston, Robert (Robbie)	7 Rouse Hill	2:36.89
4 Carson, Cameron	7 Newcastle GS	2:42.15
5 Andrews, Preston	7 Hills Adv	2:47.98



6 Waddell, Harry	7 Wollondilly Angl	2:48.32
7 Hauenschild, Hugo	7 International Gr	2:49.72
8 Southam, Phillip	7 Broughton Anglic	2:50.45
9 Wiggins, Michael	7 Wollemi	2:50.90
10 Menday, William	7 International Gr	2:52.04
11 Bell, Saxon	7 Macquarie Ags	3:41.43

Event 63 Boys 13 Year Olds 800 Meter

Name	Year School	Finals
1 Gordon, Rafael (Rafi)	8 St. Luke's Gramm	2:13.94
2 Thomas, Ben	7 Rouse Hill	2:13.97
3 Harrold, Hugh	8 Penrith Anglican	2:18.00
4 Parrish, Hugo	8 The Illawarra Gr	2:20.30
5 Armstrong, Flynn	7 Nowra	2:23.32
6 Gillespie, Hugh	7 William Clarke C	2:23.96
7 Clark, William	7 Hunter Valley GS	2:26.71
8 Fitzpatrick, Sidney	7 Arndell	2:31.77
9 Tapp, Zane	7 Calrossy	2:33.71
10 Willis, Bayden	7 Orange	2:36.62
11 Reungskitchaya, Caleb	7 St Philip'sCC PS	2:39.07
12 Tanchel, Daniel	7 Moriah College	2:39.25
13 Burns, Gregory	7 Redeemer	2:42.32
14 YangDong, Leon	7 Redeemer	2:46.42
-- Chalhoub, Gabby	7 Al Sadiq Col	DNF
-- Lawson, Joshua	7 Orange	DQ

Event 64 Boys 14 Year Olds 800 Meter

Name	Year School	Finals
1 Healey, James	8 The Illawarra Gr	2:08.81
2 Henry, Brooklyn (Brook)	8 Nowra	2:10.09
3 Last, Corey	8 Reddam House	2:13.87
4 Beale, Jeremy	8 Lakes GS	2:15.45
5 Mills, Jack	8 St Columba AS	2:19.34
6 Noakes, Thomas	8 Macarthur Anglic	2:19.52
7 Gosling, Douglas	8 William Clarke C	2:26.81
8 Aurisch, Baxter	8 McDonald College	2:28.13
9 Ebert, Jordan	8 Redeemer	2:29.13
10 Soper, Samuel	8 St Columba AS	2:30.64
11 Clarke, Jacob	8 Macquarie Ags	2:31.90
12 Poswell, Aiden	8 Emanuel	2:33.11
13 Reiss, Ethan	8 Northholm	2:34.41
14 Garth, Edward	8 Redeemer	2:37.33
15 Antony, Albert	8 Wollemi	2:41.00

Event 65 Boys 15 Year Olds 800 Meter

Name	Year School	Finals
1 Van Dyk, Byron	9 St Peters	2:09.20
2 Ruhs, Michael	9 Thomas Hassall A	2:12.02
3 Brice, Matthew	10 William Clarke C	2:15.12
4 Willis, Jackson	9 Orange	2:15.95
5 Doubikin, Ty	9 Avondale	2:16.78
6 McLaren, Finley	10 The Illawarra Gr	2:22.19
7 Petroff, Cory	9 Arndell	2:26.47
8 Doley, Harrison	9 Bishop Tyrrell	2:26.90



9 Gibson, Adam	9 Redeemer	2:28.62
10 Elbourne, Jared	9 Emanuel	2:31.93
11 Lee, Peter	8 Redeemer	2:32.25
12 Allen, Jacob	9 St. Luke's Gramm	2:32.65
13 Ahmad, Zein	9 Al Sadiq Col	2:34.67

Event 66 Boys 16 Year Olds 800 Meter

Name	Year School	Finals
1 Vlatko, Anthony	10 International Gr	1:58.72
2 Ferris, Joshua	10 Arndell	2:03.05
3 Manente, Luca	10 William Clarke C	2:05.96
4 Nicholson, Edwin	11 Hunter Valley GS	2:12.95
5 McTackett, Isaac	10 St Philip's Ccn	2:13.50
6 Freeman, Corey	10 Georges River Gr	2:15.01
7 Gilligan, Harrison	10 St Peters	2:16.49
8 Ress, Jonny	10 Reddam House	2:17.53
9 Stacey, William	9 Arden	2:18.44
10 Baxter, Travis	10 Wollondilly Angl	2:18.96
11 Walton, Callum	10 Pittwater	2:20.58
12 Bolton, Anthony	10 Redeemer	2:22.58
13 Mihas, Theo	10 All Saints	2:37.85

Event 67 Boys 17 Year Olds 800 Meter

Name	Year School	Finals
1 Mihellis, Terry	11 St Philip's Ccg	2:03.62
2 Hansen, Samuel	11 St. Luke's Gramm	2:08.73
3 Cho, Joe	10 Redeemer	2:13.30
4 Gray, Jackson	12 Broughton Anglic	2:14.16
5 Gosling, Stuart	11 William Clarke C	2:14.49
6 Jovanovic, Aleksandar	11 St Marks	2:14.82
7 Hutt, Elliot	12 The Illawarra Gr	2:15.86
8 Purchase, Jackson	11 Northholm	2:19.83
9 Gard, Riley	11 William Clarke C	2:21.91
10 Boonstra, Jeremy	11 Central Coast	2:22.77
11 Rolls, Nathan	11 Pittwater	2:23.14
12 Smith, Shaun	11 Christadelphian	2:24.24
13 Ingeman, Luke	11 Nowra	2:24.68
14 Killmore, Bradley (Brad)	11 Shellharbour	2:25.59
15 Dixon, Jack	11 Orange	2:34.07
16 Hodzic, Omar	11 Amity Colleg	2:40.01

Event 68 Boys 18-19 800 Meter

Name	Year School	Finals
1 Hinds, Jack	11 Seda	2:02.74
2 Polinsky, Liam (spud)	12 Penrith Anglican	2:05.58
3 Glover, Jordan	12 Northholm	2:07.75
4 Magotti, Eraga	12 Hills Grammar	2:14.85
5 Taranto, Harrison	12 The Illawarra Gr	2:18.96
6 Harbord, Frederick (Blak	12 Broughton Anglic	2:20.76
7 Gearing, Carl	12 Macquarie C	2:27.34
8 Bolton, Lachlan	12 Redeemer	2:35.69
9 Eve, Nicholas	12 Bishop Tyrrell	2:46.42



Event 69 Mixed 12-19 800 Meter Parra Athlet

Name	Year School	Finals	
1 Said Tf13, Ben	M9 St. Luke's Gramm	2:42.46	81.92%
2 Nekic T/F 20, Abby	W11 Georges River Gr	J3:38.40	68.28%
3 Rasmussent20, Lachaln	M7 Calrossy	J3:27.72	60.85%
4 Charlton T54 / F57, Juli	W12 Hills Grammar	J3:33.76	54.75%

Event 70 Girls 12 Year Olds Shot

Name	Year School	Finals
1 Nicklin, Frankie	7 Reddam House	8.07m
2 Windus, Alexandra	7 Orange	7.82m
3 Varvaressos, Maria	7 All Saints	7.04m
4 Rasmussen, Annalise	7 InternationalFTS	6.95m
5 McGookin, Aleisha	7 Wollondilly Angl	6.91m
6 Stiliaras, Natasha	7 St Euphemia	6.80m
7 Nadaskay, Azalea	7 Hills Adv	6.73m
8 King, Mathilda	7 St Columba AS	6.59m
9 Ohlrich, Zoe	7 Northholm	6.10m
10 Parisotto, Joelle	7 Shellharbour	6.06m
11 Chilver, Saffron	7 Nowra	5.92m
12 Jamieson, Catherine (Cat	7 Broughton Anglic	5.46m
13 Ostryyn, Zara	7 Pittwater	5.31m

Event 71 Girls 14 Year Olds Shot

Name	Year School	Finals
1 Kennedy, Chloe	9 Rouse Hill	10.25m
2 Richardson, Jessica	8 St Philip's Ccn	10.23m
3 Bennett-Smith, Kirra	9 Wollondilly Angl	9.98m
4 Morgan, Ella	9 Montgrove	9.92m
5 Budai, Iluka	8 The Illawarra Gr	9.42m
6 Bendeich, Ella	8 Hunter Valley GS	9.37m
7 Prasad, Ryna	9 St Marks	9.24m
8 Poyitt, Evelyn	8 Redeemer	8.08m
9 James, Alissa	8 St Peters	7.38m
10 Yamba, Wusulu	9 Macquarie Ags	7.37m
11 Shihed, Ayah	8 Australian I	6.59m
12 Pearce, Alexandra	8 Pittwater	6.31m

Event 72 Girls 15 Year Olds Long

Name	Year School	Finals
1 Navusolo, Jezebel	9 Lakes GS	5.03m
2 Hedley, Sophie	9 Calrossy	5.00m
3 Stone, Hannah	9 Nowra	4.98m
4 Polinsky, Sarah	9 Penrith Anglican	4.76m
5 Nuyda, Bianca	9 Reddam House	4.42m
6 Evans, Tarni	9 Sapphire Coast	4.41m
7 McRae, Monica	9 Montgrove	4.40m
8 Gaynor, Charlotte	10 The Illawarra Gr	4.18m
9 Chan, Felicity	10 Hills Grammar	4.04m
10 Zammit, Mikalah	9 Redeemer	3.95m
11 Kiel, Laura	9 Macquarie Ags	3.86m
12 Weber, McKenna	9 Macquarie Ags	3.66m



Event 73 Girls 16 Year Olds Disc

Name	Year	School	Finals
1 Bell, Eloise	10	Macquarie Ags	26.29m
2 Dockrill, Jacinta	10	Hunter Valley GS	24.10m
3 Meier-Kapavale, Grace	10	Wollondilly Angl	22.45m
4 Barker, Sunnie	10	St Peters	20.17m
5 de Castro, Georgia	10	Hills Grammar	20.10m
6 Smallacombe, Jade	11	Arndell	19.42m
7 Jones, Rachael	10	Redeemer	19.07m
8 Bourne, Hannah	10	Pittwater	17.62m
9 Yuyucuoglu, Ayla	10	Amity Colleg	17.41m
10 Woods, Chloe	10	St Peters	16.82m
11 Perry, Brooke	10	Christadelphian	15.28m

Event 74 Girls 17 Year Olds Jav

Name	Year	School	Finals
1 Kliousis, Sabrina	12	Newcastle GS	33.14m
2 Paterson, Kye (Bree)	11	Shellharbour	24.78m
3 Nelson, Maddie	11	Northholm	22.71m
4 Thomson, Renee	11	The Illawarra Gr	21.94m
5 Scheffer, Renee	11	Macarthur Anglic	21.14m
6 Catzel, Lisa	11	Masada	20.17m
7 Fordy, Isabella	11	Pittwater	19.19m
8 Estephan, Alesa	11	St Marouns	17.35m
9 Burns, Andrea	11	Redeemer	17.17m
-- Dean, Shaylee	11	Bishop Tyrrell	FOUL

Event 75 Girls 18-19 High

Name	Year	School	Finals
1 Perich, Laura	12	Macarthur Anglic	1.75m
2 Magner, Sharnee	12	Calrossy	1.35m
3 Glover, Virginia	12	Macarthur Anglic	1.30m
4 Jones, Gabrielle	12	Redeemer	1.25m
5 Dransfield, Kaitlin	12	Tangara	1.20m
-- Matheson, Brooke	12	Arden	NH

Event 76 Boys 17 Year Olds Long

Name	Year	School	Finals
1 Hawkins, Thomas	11	Northholm	5.65m
2 Harrold, Angus	11	Penrith Anglican	5.51m
3 McNamara, Connor	11	Macarthur Anglic	5.46m
4 Kudaya-More, Ed	12	Redeemer	5.32m
5 Osborne, Travis	11	Rouse Hill	5.14m
6 Stokes, Blake	11	Yots	4.33m
7 Savaiko, Junior	10	Redeemer	J4.33m

Event 77 Boys 12 Year Olds Disc

Name	Year	School	Finals
1 Vaokakala, Paula	7	Pittwater	27.01m



2 Boyd, Carter	7 St Philip'sCC PS	23.54m
3 Batten, Benjamin	7 Macquarie Ags	23.15m
4 Leong, Kynan	7 Hills Grammar	21.69m
5 Mensforth, Jackson	7 Arndell	21.55m
6 Foss, Ethan	7 Georges River Gr	20.69m
7 Butler, Zachary	7 Penrith Anglican	17.95m
8 Lowy, Matthew	7 Emanuel	16.54m
9 Ajaj, Mohammed	7 Unity Gramma	15.59m
10 Nowland, Brent	7 Nowra	15.01m
11 Liang, Sheldon	7 Nowra	13.80m

Event 78 Girls 13 Year Olds Jav

Name	Year School	Finals
1 Nosavan, Hannah	8 Nowra	25.52m
2 Burgess, Sienna	7 Hunter Valley GS	24.70m
3 Rudder, Ellie	7 Lakes GS	23.63m
4 Jehn, Olivia	7 Northholm	22.48m
5 Corbett, Tamika	7 Redeemer	22.28m
6 Collins, Leisel	7 InternationalFTS	22.02m
7 Segar, Nina	8 The Illawarra Gr	21.38m
8 Melliush, Sarah	8 Broughton Anglic	20.82m
9 Harrison, Sianna	7 International Gr	19.42m
10 Thompson, Kyla	7 Rouse Hill	18.19m
11 Beattie, Kayla	7 St Peters	17.71m
12 Walsh, Ellie	7 Glenaeon Rss	17.19m
13 Mearbany, Kamila	7 Australian I	13.48m

Event 79 Girls 15 Year Olds Disc

Name	Year School	Finals
1 Peterson, Kate	9 William Clarke C	36.08m
2 Casey, Rebecca	9 Central Coast	35.18m
3 Hinds, Tia	9 Reddam House	27.45m
4 McIlwaine, Tiana	9 Rouse Hill	27.13m
5 Brennan, Elise	10 International Gr	27.01m
6 Ostridge, Jasmine	9 Wollondilly Angl	24.40m
7 Darby, Ellen	9 St Philip's Ccn	21.87m
8 Doyle, Kindra	9 Macarthur Anglic	18.98m
9 Martin, Tamsyn	10 Pittwater	13.58m

Event 80 Girls 16 Year Olds High

Name	Year School	Finals
1 Jackson, Nakita	11 Macquarie C	1.50m
2 Norgard, Emma	11 St Philip's Ccn	J1.50m
3 Barker, Sunnie	10 St Peters	1.40m
4 Pozza, Chelsea	10 Wollondilly Angl	1.35m
5 Johnson, Carmen	10 St. Luke's Gramm	J1.35m
6 de Castro, Georgia	10 Hills Grammar	J1.35m
7 Bell, Eloise	10 Macquarie Ags	1.30m
8 Macnab, Martha	10 Arden	1.25m
9 Bourne, Hannah	10 Pittwater	1.20m
-- Weizman, Jordan	10 Emanuel	NH
-- Zammit, Carla	10 Redeemer	NH



Event 81 Girls 18-19 Long

Name	Year	School	Finals
1 Perich, Laura	12	Macarthur Anglic	4.84m
2 Brady, Monique	12	Broughton Anglic	4.70m
3 Magner, Sharnee	12	Calrossy	4.55m
4 McMahan, Bethany	12	Tangara	4.01m
5 Jones, Gabrielle	12	Redeemer	4.00m
6 Karvon, Chelsey	12	Redeemer	3.87m
7 Matheson, Brooke	12	Arden	3.79m
8 Mahon, Tennille	12	InternationalFTS	3.62m

Event 82 Boys 14 Year Olds Shot

Name	Year	School	Finals
1 Leifi, Joshua	9	Wollemi	12.08m
2 Homan, Jarrod	8	Hunter Valley GS	11.35m
3 Burnett, William	9	Calrossy	11.11m
4 Smith, Oscar	8	Pittwater	10.80m
5 Simpson, Mathew	9	Wollondilly Angl	10.77m
6 Nicholas, Nogajski	8	Arden	10.58m
7 Nicholls, Lachlan	8	Penrith Anglican	9.85m
8 Annous, Jacob	8	Australian I	9.55m
9 Unwin, Jarod	8	Christadelphian	9.39m
10 Ebert, Jordan	8	Redeemer	9.23m
11 Garth, Edward	8	Redeemer	9.14m
12 Munro, George	9	Macquarie Ags	8.97m
13 Kratzmann, Samuel	9	Macquarie Ags	8.86m
14 Lindsey, Daymein (Daymei	8	Shellharbour	8.49m

Event 83 Boys 15 Year Olds Shot

Name	Year	School	Finals
1 Shaw, Kieran	10	McDonald College	14.35m
2 Bignall, Nicholas	9	Lakes GS	13.20m
3 Koorey, Gerard	10	St Marouns	12.15m
4 Miller-Simmons, Brady	9	Hunter Valley GS	11.74m
5 Mitchell, Dylan	10	Rouse Hill	11.25m
6 Strickland, Isaiah	10	Wollemi	11.07m
7 Vermaak, Ruhan	9	Shellharbour	10.79m
8 Williams, Bill	9	St. Luke's Gramm	10.49m
9 Pilman, Brendan	10	Moriah College	10.26m
10 Gorham, James	9	The Illawarra Gr	10.19m
11 Gibson, Adam	9	Redeemer	10.17m
12 Garratt, Connor	9	Reddam House	10.16m
13 Edwards, Lleyton	9	Macquarie Ags	8.05m

Event 84 Boys 17 Year Olds Jav

Name	Year	School	Finals
1 Huard, Luke	11	Nowra	45.56m
2 Moraitis, David	12	Arden	44.47m
3 Savaiko, Junior	10	Redeemer	41.82m
4 Oriel, Thomas	10	Macquarie Ags	38.95m
5 Harrington, Ryan	11	Hills Adv	38.80m
6 Harrold, Angus	11	Penrith Anglican	35.73m



7 Weber, Eric	11 Lakes GS	35.45m
8 Bowman, Oliver	11 St. Luke's Gramm	34.46m
9 Ibbott, Braden	11 Central Coast	31.62m
10 Khaziran, Daniel	12 Redeemer	31.25m
11 Dyer, Miles	11 Shellharbour	29.94m
12 Ladogna, Sebastian	11 International Gr	20.85m

Event 85 Boys 17-19 Triple

Name	Year School	Finals
1 Hawkins, Thomas	11 Northholm	11.81m
2 Borgas, Lachlan	12 Avondale	11.55m
3 Regan Lacey, Aarin	12 Emanuel	11.53m
4 Osborne, Travis	11 Rouse Hill	11.29m
5 Beilharz, Daniel	11 Central Coast	10.26m

Event 86 Boys 13 Year Olds Jav

Name	Year School	Finals
1 Limon, Jarrah	8 St Peters	33.84m
2 Taylor, Wiremu	7 Thomas Hassall A	31.01m
3 Davis, Joel	7 William Clarke C	30.29m
4 Pearson, Stephen	7 Nowra	29.22m
5 Ebbs, Timothy	8 St Columba AS	28.88m
6 Arellano Butcher, Jie	8 Avondale	27.22m
7 Muller, Joe	8 St Marouns	23.22m
8 Wright, Kaidyn	8 International Gr	22.68m
9 Campbell-Rogers, Peter	8 William Clarke C	20.91m
10 Harbas, Alen	7 Amity Colleg	19.85m
11 Blank, Ashton	7 InternationalFTS	19.22m

Event 87 Girls 12 Year Olds 100 Meter

Name	Year School	Finals	H#
1 Shapiro, Talia	7 Reddam House	13.95	2
2 Montgomery, Lailani	7 Central Coast	13.99	2
3 Ostry, Zara	7 Pittwater	14.49	2
4 Day, Emma	7 Wollondilly Angl	14.66	2
5 Smith, Laura	7 Scone GS	14.72	2
6 Youssef, Natalie	7 St Marks	14.99	2
7 Parisotto, Joelle	7 Shellharbour	15.02	1
8 Lim, Alyssa	7 St. Luke's Gramm	15.10	2
9 Norris, Eliza Jane	7 Sapphire Coast	15.20	1
10 Hughes-Narborough, Sarah	7 Northholm	15.29	1
11 Skene, Abbie	7 Montgrove	15.32	1
12 Clark, Madelyn	7 Christadelphian	15.47	1
13 Arnold, Charlie	7 Arndell	15.57	1
14 Mafuve, Ruso	7 St Columba AS	15.58	2
15 Dinn, Sienna	7 Pittwater	15.79	1
16 Kaldas, Hannah	7 St Marks	15.81	1
17 O'Grady, Ava	7 Broughton Anglic	16.05	2

Event 88 Girls 13 Year Olds 100 Meter

Name	Year School	Finals	H#
1 Blaikie, Charlotte	7 Penrith Anglican	13.67	2



2 Monk, Montana	8 Bishop Tyrrell	13.83	2
3 Hamilton, Erin	7 Central Coast	13.86	2
4 Williams, Georgia	8 Shellharbour	13.99	1
5 Bender, Mikala	7 Macquarie Ags	14.00	2
6 McCurley, Lauren	7 William Clarke C	14.01	2
7 Rowe, Jessica	8 Hills Grammar	14.09	2
8 Death, Kirralee	7 Rouse Hill	14.27	1
9 Senator, Yoella	8 Moriah College	14.44	1
10 Melluish, Sarah	8 Broughton Anglic	14.46	2
11 Beattie, Kayla	7 St Peters	14.55	1
12 Ocean, Essence	7 All Saints	14.59	1
13 Margolis, Mia	7 Reddam House	14.66	1
14 Lapidge, Romi	7 Emanuel	15.12	1
15 Garth, Victoria	7 Redeemer	15.36	1
16 Rubin, Jessica	7 Emanuel	15.47	1

Event 89 Girls 14 Year Olds 100 Meter

Name	Year School	Finals	H#
1 Hewitt, Grace	8 Hunter Valley GS	13.04	2
2 Page, Emily	9 Rouse Hill	13.17	2
3 Budai, Iluka	8 The Illawarra Gr	13.63	2
4 Richardson, Jessica	8 St Philip's Ccn	13.66	2
5 Beesley, Sarah	9 Rouse Hill	13.84	1
6 Rutstein, Danielle	8 Emanuel	14.01	1
7 Belunek, Mischa	8 International Gr	14.14	2
8 Mercado, Alliyah	9 Montgrove	14.27	1
9 Carpenter, Grace	9 Pittwater	14.28	1
10 Bennett-Smith, Kirra	9 Wollondilly Angl	14.33	2
11 Park, Esther	8 Redeemer	14.84	2
12 O'Brien, Baillee	8 St Peters	14.88	1
13 Ryan, Zoe	8 Macquarie Ags	15.10	1
14 Prasad, Ryna	9 St Marks	15.12	1

Event 90 Girls 15 Year Olds 100 Meter

Name	Year School	Finals	H#
1 Klasen, Emma	9 Calrossy	12.48	2
2 Sadler, Laura	9 Scone GS	13.18	2
3 Navusolo, Jezebel	9 Lakes GS	13.20	2
4 Polinsky, Sarah	9 Penrith Anglican	13.80	2
4 Stone, Hannah	9 Nowra	13.80	1
6 Martin, Tamsyn	10 Pittwater	13.92	1
7 Lockhart, Wren	10 Pittwater	13.97	1
8 Hartwell, Chloe	9 Rouse Hill	13.98	1
9 Taylor, Sabine	10 International Gr	14.02	1
10 Sugiaman, Francesca	10 Tangara	14.12	2
11 Nuyda, Bianca	9 Reddam House	14.24	1
12 Blaikie, Sarah	9 Penrith Anglican	14.33	2
13 Chan, Felicity	10 Hills Grammar	14.75	1
14 Gaynor, Charlotte	10 The Illawarra Gr	14.88	2
15 Lievano, Caitlin	9 Redeemer	16.24	2

Event 91 Girls 16 Year Olds 100 Meter

Name	Year	School	Finals	H#
1 Potter, Stephanie	10	International Gr	12.91	2
2 Atkinson, Anna	11	Scone GS	13.55	2
3 Fisher, Aimee	10	Hunter Valley GS	13.60	2
4 Pozza, Chelsea	10	Wollondilly Angl	14.09	1
5 Barker, Sunnie	10	St Peters	14.20	2
6 Stretton, Emma	10	Broughton Anglic	14.36	2
7 Stacey, Jessica	10	Shellharbour	14.39	1
8 Redfern, Carly	10	Calrossy	14.46	2
9 Weizman, Jordan	10	Emanuel	14.50	2
9 Keen, Ashlye	10	William Clarke C	14.50	1
11 Zammit, Carla	10	Redeemer	14.52	2
12 Lee, Janaya	10	Arndell	14.74	1
13 Lee, Angela	10	Tangara	14.77	1
14 Zerafa, Kalliopi	11	St Euphemia	15.88	1

Event 92 Girls 17 Year Olds 100 Meter

Name	Year	School	Finals	H#
1 Carroll, Brittany	11	Hunter Valley GS	13.10	2
2 Lamb, Kaylah	12	Penrith Anglican	13.54	2
3 Heath, Maja	11	Calrossy	13.56	2
4 Mills, Olivia (Livvy)	11	St. Luke's Gramm	13.92	2
5 Tombs, Latika	11	Pittwater	14.23	2
6 Wall, Sophia	12	Tangara	14.28	1
7 Nicholson, Lara	11	Northholm	14.30	1
8 Reynolds, Olivia	11	Georges River Gr	14.38	2
9 Kliousis, Sabrina	12	Newcastle GS	14.40	2
10 Sugiaman, Belinda	12	Tangara	14.62	1
11 Burns, Andrea	11	Redeemer	14.64	2
12 Holmes, Talei	12	Seda	14.68	1
13 William, Sofia	11	Christadelphian	14.73	1
14 Fares, Yara	12	St Marouns	15.46	1

Event 93 Girls 18-19 100 Meter

Name	Year	School	Finals	H#
1 Carroll, Bronte	12	St Philip's Ccg	13.32	2
2 Perich, Laura	12	Macarthur Anglic	13.70	2
3 Brady, Monique	12	Broughton Anglic	13.79	2
4 Magner, Sharnee	12	Calrossy	13.88	2
5 Regan, Alexis	12	Bishop Tyrrell	14.39	2
6 Karvon, Chelsey	12	Redeemer	14.51	2
7 McMahan, Bethany	12	Tangara	14.72	1
8 Jones, Gabrielle	12	Redeemer	15.03	1
9 Ho, Athena	18	Pal	16.28	1
10 McDonald, Gloria	12	Macquarie Gr	16.46	1
11 McClure, Emilee	12	Christadelphian	17.96	1

Event 94 Girls 12-19 100 Meter Parra Athlet

Name	Year	School	Finals	H#
1 Nekic T/F 20, Abby	11	Georges River Gr	18.01	74.79%



Event 95 Boys 12 Year Olds 100 Meter

Name	Year School	Finals	H#
1 Lumba, Jordan	7 Macarthur Anglic	13.81	2
2 Leong, Kynan	7 Hills Grammar	14.07	2
3 Turk, Nicholas	7 All Saints	14.20	2
4 Johnston, Robert (Robbie)	7 Rouse Hill	14.44	1
5 Deguara, Jack	7 St Philip's Ccn	14.45	2
6 Boyd, Carter	7 St Philip'sCC PS	14.51	2
7 Kolli, Yash	7 Redeemer	14.52	1
8 Rosen, Sacha	12 Emanuel	14.69	2
9 Dungay, Anton	7 St Columba AS	14.72	2
10 Andrews, Preston	7 Hills Adv	14.78	1
11 Foss, Ethan	7 Georges River Gr	14.81	2
12 Machiavello, Dante	7 Wollondilly Angl	14.82	1
13 Yom-Tov, Noah	7 International Gr	15.00	1
14 Seifman, Matthew	7 Moriah College	15.03	1
15 Boulad, Zayn	7 Amity Colleg	15.38	2
16 Bell, Saxon	7 Macquarie Ags	15.70	1
17 Nowland, Brent	7 Nowra	15.98	1

Event 96 Boys 13 Year Olds 100 Meter

Name	Year School	Finals	H#
1 Jones, Benjamin	7 The Illawarra Gr	12.97	2
2 Maskey, Chhitiz	8 The Illawarra Gr	13.04	2
3 Fry, Henry	7 Hunter Valley GS	13.10	2
4 Zappia, Gabriel	8 Rouse Hill	13.34	1
5 Evans, Jackson	7 Northholm	13.40	1
5 Power, Kenshin	8 Macarthur Anglic	13.40	2
7 Davis, Joel	7 William Clarke C	13.49	1
8 McTernan, Jaden	7 St Peters	13.68	1
9 El - Masry, Hussam	7 Malek Fayed	13.74	2
10 Armstrong, Flynn	7 Nowra	13.87	1
11 Noval, Nathaniel	7 InternationalFTS	13.90	1
12 Jovic, Maxim	7 Pittwater	14.02	1
13 Willis, Bayden	7 Orange	14.50	1

Event 97 Boys 14 Year Olds 100 Meter

Name	Year School	Finals	H#
1 Chesher, Luke	8 Hunter Valley GS	12.40	2
2 Killick-Dodd, Oscar	9 International Gr	12.41	2
3 Kratzmann, Samuel	9 Macquarie Ags	12.56	2
4 Homan, Jarrod	8 Hunter Valley GS	12.57	2
5 Saxby, Riley	8 St Philip'sCC-C	12.59	2
6 Simpson, Mathew	9 Wollondilly Angl	12.70	2
7 Jiang, Daniel	8 The Illawarra Gr	12.75	2
8 Nicolopoulos, Anton	9 St Euphemia	12.76	2
9 Loo, Zavier	8 Hills Grammar	12.77	1
10 Harriman, Brett	8 Wollondilly Angl	12.98	1
11 Tran, Dylan	9 Hills Grammar	13.04	1
12 Brown, Hugo	8 Rouse Hill	13.07	1
13 Sanders, Joshua (Josh)	8 Nowra	J13.07	1
14 Unwin, Jarod	8 Christadelphian	13.22	1
15 Ebert, Jordan	8 Redeemer	13.53	1
16 Clack, Connor	8 St Peters	13.66	1



Event 98 Boys 15 Year Olds 100 Meter

Name	Year	School	Finals	H#
1 Corns, Bohdine	10	Wollondilly Angl	12.00	2
2 Woods, Riley	9	Hunter Valley GS	12.06	2
3 Abbo, Angus	9	Macquarie C	12.15	2
4 Weinert, Ryley	9	InternationalFTS	12.20	1
5 Willis, Jackson	9	Orange	12.31	1
6 Kinghan, Benjamin (Ben)	9	Rouse Hill	12.33	1
7 Petroff, Cory	9	Arndell	12.36	2
8 Chigweremba, Tichaona	9	St Philip'sCC PS	12.44	2
9 Spindler, Alex	9	InternationalFTS	12.46	2
10 Brice, Matthew	10	William Clarke C	12.50	1
10 Edwards, Daniel	9	Broughton Anglic	12.50	1
12 Curven, Jai	9	Sapphire Coast	12.54	2
13 Epstein, Daniel	10	Moriah College	12.66	1
14 El - Chami, Mehdi	9	Unity Gramma	12.69	2
15 Haskew, Myles	9	Georges River Gr	12.76	1
16 Gibson, Adam	9	Redeemer	12.87	1

Event 99 Boys 16 Year Olds 100 Meter

Name	Year	School	Finals	H#
1 Jenkins, Cooper	10	Hunter Valley GS	11.58	2
2 Reading, Mitchell	10	Calrossy	11.60	2
3 Licastro, Marcus	10	Georges River Gr	11.93	2
4 Dobson, Thomas (Tom)	10	Rouse Hill	12.07	1
5 Ferris, Zachary	10	Hills Grammar	12.09	1
6 Gilligan, Harrison	10	St Peters	12.15	1
7 Grayson, Julian	10	Sapphire Coast	12.24	2
8 Davenport, Jay	10	Broughton Anglic	12.25	1
9 Hyslop, Dylan	11	Wollondilly Angl	12.29	1
10 Nicolopoulos, William	10	St Euphemia	12.43	2
11 Rizzeri, Jacob	10	InternationalFTS	12.45	1
12 Beauchamp, Rhys	10	Macquarie Ags	12.54	1
13 Bolton, Anthony	10	Redeemer	12.61	1
14 Felice, Jonathan	10	Arden	12.68	2
15 Coleman, Darcy	10	InternationalFTS	12.69	1

Event 100 Boys 17 Year Olds 100 Meter

Name	Year	School	Finals	H#
1 Paddison, Tyrone	11	InternationalFTS	11.61	3
2 Sibanda, Bradley	11	InternationalFTS	11.75	3
3 Tindal, William (Will)	11	Broughton Anglic	11.81	3
4 Purchase, Jackson	11	Northholm	12.04	3
5 Edwards, Luke	11	Scone GS	12.15	2
6 Fraser, Hugh	11	Northholm	12.18	3
7 Tait, Benjamin (Ben)	11	Rouse Hill	12.29	2
8 Savaiko, Junior	10	Redeemer	12.38	2
9 Cho, Joe	10	Redeemer	12.60	2
10 Dixon, Jack	11	Orange	13.30	2
11 Chami, Mohammed	11	Malek Fayed	13.39	2



Event 101 Boys 18-19 100 Meter

Name	Year	School	Finals	H#
1 Brown, Hamish	12	Rouse Hill	11.69	2
2 Mackey, Chad	12	Avondale	11.92	2
3 Eve, Nicholas	12	Bishop Tyrrell	12.05	2
4 Rice, Benjamin	12	Hills Grammar	12.15	1
5 Poyitt, James	12	Redeemer	12.18	2
6 Tekkol, Brent	12	The Illawarra Gr	12.27	2
7 Evans, Braddon	12	Broughton Anglic	12.33	2
8 Regan Lacey, Aarin	12	Emanuel	12.38	1
9 Jegggers, Ethan	12	Seda	12.42	1
10 Bolton, Lachlan	12	Redeemer	12.43	1
11 Banganay, Daniel	12	Rouse Hill	12.50	1
12 Deng, Brendan	12	Macquarie Gr	13.07	1
13 Fomin, Alexander	12	Georges River Gr	16.07	2

Event 102 Boys 12-19 100 Meter Parra Athlet

Name	Year	School	Finals	
1 Toumi-Cussinnet, Illyphe	10	Pittwater	J18.54	89.00%
2 Georgalis Tf36, Christia	10	Thomas Hassall A	J16.40	87.56%
3 Said Tf13, Ben	9	St. Luke's Gramm	J16.56	71.20%
4 Rasmussent20, Lachaln	7	Calrossy	J18.37	64.89%

Event 103 Girls 15-16 Triple

Name	Year	School	Finals
1 Navusolo, Jezebel	9	Lakes GS	10.98m
2 Potter, Stephanie	10	International Gr	10.22m
3 Polinsky, Sarah	9	Penrith Anglican	10.11m
4 Martin, Tamsyn	10	Pittwater	9.97m
5 McRae, Monica	9	Montgrove	9.58m
6 Hedley, Sophie	9	Calrossy	9.56m
7 Zammit, Carla	10	Redeemer	9.15m
8 Pillars, Jessica	10	Hills Adv	8.45m

Event 104 Boys 13 Year Olds Long

Name	Year	School	Finals
1 Jones, Benjamin	7	The Illawarra Gr	4.96m
2 Reedy, Oliver	8	William Clarke C	4.64m
3 Dejkovski, James	8	Shellharbour	4.60m
4 Graef, Dontai	7	Avondale	4.54m
5 Cox, Cameron	7	Hunter Valley GS	4.41m
6 Fitzsimmons, Bailey	8	Wollondilly Angl	4.40m
7 Evans, Jackson	7	Northholm	4.34m
8 Limon, Jarrah	8	St Peters	4.01m
9 Motassam, Jad	7	Malek Fayed	3.97m
10 Harb, Jacob	7	St Marouns	3.81m

Event 105 Girls 17 Year Olds Disc

Name	Year	School	Finals
1 Kliousis, Sabrina	12	Newcastle GS	27.10m



2 Catzel, Lisa	11 Masada	26.79m
3 Chitsunge, Vimbainashe	11 Macquarie Ags	20.17m
4 Lewis, Amelia	11 Hunter Valley GS	20.07m
5 Petrick, Telisha	10 Redeemer	19.75m
6 Banyard, Leah	11 Arden	19.46m
7 Steele, Sianna	12 Penrith Anglican	19.09m
8 Lindsay, Tinisha	11 Wollondilly Angl	18.82m
9 Kuckozmen, Melissa	11 Amity Colleg	15.28m
10 Tuch, Liora	11 Moriah College	14.13m

Event 106 Boys 18-19 Jav

Name	Year School	Finals
1 Lamboa, Chris	12 Redeemer	45.39m
2 Twomey, Lewis	12 St Philip'sCC PS	41.72m
3 Charters, Andrew	11 Scone GS	38.82m
4 Whicker, Cameron	12 St Marouns	34.96m
5 Carroll, Samuel	12 Christadelphian	34.26m
6 Sapsford, Matthew	12 Arden	30.87m
7 Glover, Jordan	12 Northholm	29.41m
8 Quigley, Sean	12 Penrith Anglican	23.08m
9 Rerekura, Jack	12 Broughton Anglic	21.61m
10 Markovic, Marcus	12 International Gr	17.75m

Event 107 Boys 16 Year Olds High

Name	Year School	Finals
1 James, Benjamin	11 St Philip'sCC-C	1.85m
2 Nicholson, William	10 Calrossy	J1.85m
3 Richards, William	10 Arden	1.73m
4 Aguilar, Jed	10 Wollemi	1.65m
5 Atlee, Thomas	10 Macquarie Ags	J1.65m
6 Moussa, Jacob	10 Australian I	J1.65m
7 Farmery, Andrew	10 International Gr	1.60m
8 Wright, Liam	10 Macarthur Anglic	1.55m
9 Bolton, Anthony	10 Redeemer	J1.55m
10 Beauchamp, Rhys	10 Macquarie Ags	1.50m
-- Mihas, Theo	10 All Saints	NH
-- Grayson, Julian	10 Sapphire Coast	NH

Event 108 Boys 14 Year Olds High

Name	Year School	Finals
1 Harriman, Brett	8 Wollondilly Angl	1.75m
2 Hayes, Benjamin	9 International Gr	1.65m
3 Bennett, Liam	8 Avondale	J1.65m
4 Burnett, William	9 Calrossy	J1.65m
5 Elmekhallalati, Youssef	8 Unity Gramma	1.60m
5 Kilbridge, Cian	8 International Gr	1.60m
7 Job, Duncan	8 Macquarie Ags	J1.60m
8 Blanch, Spencer	8 Arndell	1.50m
9 Jiang, Daniel	8 The Illawarra Gr	J1.50m
10 Tjhin, Ethan	8 Redeemer	1.45m
10 Ebert, Jordan	8 Redeemer	1.45m
12 Koo, Tomas	8 Arden	J1.45m
13 Towart, Nathan	8 Macquarie Ags	1.40m
14 Huard, Toby	8 Nowra	1.35m



2 Cains, Anneliese	9 St Columba AS	5:16.10
3 Davidson, Flo	9 Calrossy	5:25.07
4 Hickey, Emily	9 St Philip'sCC PS	5:30.54
5 Arnold, Madeline	9 Hills Adv	5:51.68
6 ST John, Tiarne	10 Broughton Anglic	6:04.75
7 Murphy, Catherine	9 Tangara	6:09.71
8 Mansell, Tamika	9 Broughton Anglic	6:33.85

Event 113 Girls 16 Year Olds 1500 Meter

Name	Year School	Finals
1 Sendt, Caitlin	10 Macarthur Anglic	5:25.69
2 Pizzata, Daniela	10 St Philip's Ccg	5:40.11
3 Holmberg, Corbyn	10 Newcastle GS	5:48.64
4 Clifton, Isabella	11 International Gr	6:04.14
5 Ives, Eleni	10 St Peters	6:44.59
6 Mullard, Cassandra	10 McDonald College	6:52.04

Event 114 Girls 17 Year Olds 1500 Meter

Name	Year School	Finals
1 Jamgotchian, Emily	12 Northholm	5:13.63
2 Riley, Grace	11 Bishop Tyrrell	5:51.64
3 Lawrence, Rachel	12 William Clarke C	5:52.35
4 Squire, Rachel	11 Thomas Hassall A	6:05.85
5 Bentley, Kayla	12 Penrith Anglican	6:27.74
6 Buick, Alexandra	12 Wollondilly Angl	7:01.22
7 Brunsdon, Mimi	11 International Gr	8:01.97

Event 115 Girls 18-19 1500 Meter

Name	Year School	Finals
1 Ward, Cate	12 Macarthur Anglic	5:47.27
2 Woodbury, Annabelle	12 Tangara	6:44.00
3 Goodwin, Meg	12 St Columba AS	6:47.52
4 Lewis, Samantha	12 Penrith Anglican	8:02.30

Event 116 Boys 15 Year Olds Disc

Name	Year School	Finals
1 Bignall, Nicholas	9 Lakes GS	46.61m
2 Woods, Riley	9 Hunter Valley GS	39.23m
3 Harrold, Miles	9 Penrith Anglican	33.93m
4 Aknar, Kaan	9 Amity Colleg	33.71m
5 Miller, Rhys	10 Georges River Gr	30.92m
6 Weber, Duncan	9 Sapphire Coast	30.77m
7 Vermaak, Ruhan	9 Shellharbour	29.41m
8 Schembri, Wit	9 Wollemi	28.97m
9 Gibson, Adam	9 Redeemer	26.83m
10 Matsikas, Christos	9 St Euphemia	24.84m
11 Pinnington, James	10 Pittwater	24.76m
12 Pilman, Brendan	10 Moriah College	21.71m
13 Edwards, Lleyton	9 Macquarie Ags	20.30m



Event 117 Boys 16 Year Olds Long

Name	Year School	Finals
1 James, Benjamin	11 St Philip'sCC-C	6.49m
2 Grayson, Julian	10 Sapphire Coast	5.53m
3 Simmons, Nickolai	10 William Clarke C	5.50m
4 Nockles, Samuel	11 Macarthur Anglic	5.36m
5 Moussa, Jacob	10 Australian I	5.31m
6 Jones, Adam	10 Arndell	5.29m
7 Moore, Samuel	10 Hunter Valley GS	5.22m
8 Lucas, Jarrod	10 St. Luke's Gramm	5.05m
9 Vlatko, Anthony	10 International Gr	5.03m
10 Bolton, Anthony	10 Redeemer	4.93m
11 Clipperton, Jack	10 InternationalFTS	J4.93m
12 Nicolopoulos, William	10 St Euphemia	4.67m
13 Beauchamp, Rhys	10 Macquarie Ags	4.53m

Event 118 Boys 12-14 Triple

Name	Year School	Finals
1 Jiang, Daniel	8 The Illawarra Gr	10.90m
2 Koo, Tomas	8 Arden	10.79m
3 Styles, Thomas	8 Macquarie C	10.54m
4 Blanch, Spencer	8 Arndell	10.30m
5 Harrold, Hugh	8 Penrith Anglican	10.23m
6 Towart, Nathan	8 Macquarie Ags	9.78m
7 Mangan, Maxwell	8 St Columba AS	9.74m
8 Willis, Bayden	7 Orange	9.17m

Event 119 Mixed 12-19 Disc Parra Athlet

Name	Year School	Finals	
1 Charlton T54 / F57, Juli	W12 Hills Grammar	J12.36m	72.15%
2 Marsh T/F35, Joshua	M7 Avondale	14.06m	44.18%
3 Said Tf13, Ben	M9 St. Luke's Gramm	J16.17m	37.89%
4 Chapman Tf40, James	M8 St Philip's Ccn	J5.59m	33.87%
5 Toumi-Cussinnet, Illyphe	M10 Pittwater	J8.27m	25.98%
6 Rasmussent20, Lachaln	M7 Calrossy	J7.80m	19.33%

Event 120 Boys 12 Year Olds 1500 Meter

Name	Year School	Finals
1 Kerridge, Cooper	7 The Illawarra Gr	5:12.62
2 Ham, Oliver	7 InternationalFTS	5:17.99
3 Deguara, Jack	7 St Philip's Ccn	5:30.23
4 Gale, Brendan	7 Hunter Valley GS	5:31.49
5 Carson, Cameron	7 Newcastle GS	5:31.51
6 Wade, Joel	7 William Clarke C	5:40.63
7 Waddell, Harry	7 Wollondilly Angl	5:46.24
8 Hauenschild, Hugo	7 International Gr	5:51.30
9 Menday, William	7 International Gr	5:53.01
10 Birch, Zachary	7 The Illawarra Gr	5:59.46
11 Salkeld, Riley	7 Rouse Hill	6:09.98
12 Tawk, Charbel	7 St Marouns	6:24.66
13 Andrews, Preston	7 Hills Adv	6:36.32
14 Nowland, Brent	7 Nowra	7:35.38



Event 121 Boys 13 Year Olds 1500 Meter

Name	Year	School	Finals
1 Parrish, Hugo	8	The Illawarra Gr	4:50.15
2 Clark, William	7	Hunter Valley GS	4:52.83
3 Gordon, Rafael (Rafi)	8	St. Luke's Gramm	4:55.13
4 Gillespie, Hugh	7	William Clarke C	5:00.93
5 Phillips, Timothy	8	Georges River Gr	5:12.70
6 Reungkitchaya, Caleb	7	St Philip'sCC PS	5:18.51
7 Fitzpatrick, Sidney	7	Arndell	5:27.49
8 Tapp, Zane	7	Calrossy	5:32.35
9 Hall, Samuel	7	International Gr	5:33.17
10 Burns, Gregory	7	Redeemer	5:42.55
11 Tanchel, Daniel	7	Moriah College	5:43.57
12 Hodalj, Jordan	7	Nowra	5:48.18
13 McTernan, Jaden	7	St Peters	5:53.00
14 Jeffree, Joseph	7	InternationalFTS	6:04.18

Event 122 Boys 14 Year Olds 1500 Meter

Name	Year	School	Finals
1 Healey, James	8	The Illawarra Gr	4:28.95
2 Henry, Brooklyn (Brook)	8	Nowra	4:35.18
3 Mills, Jack	8	St Columba AS	4:43.04
4 Coates, Saxon	8	St Philip's Ccn	4:57.05
5 Soper, Samuel	8	St Columba AS	4:59.69
6 Ham, Jacob	8	InternationalFTS	5:04.69
7 Tonna, Cody	8	Georges River Gr	5:09.55
8 Conejar, Matthew	8	Wollemi	5:11.10
9 Gosling, Douglas	8	William Clarke C	5:12.01
10 Koller, Noah	8	International Gr	5:13.35
11 Gangell, Daniel	8	Arden	5:16.35
12 Clarke, Jacob	8	Macquarie Ags	5:17.23
13 Aurisch, Baxter	8	McDonald College	5:18.16
14 Garth, Edward	8	Redeemer	5:21.22
15 Seal, Nicholas	8	The Illawarra Gr	5:54.43
16 Bardas, Alex	8	All Saints	5:57.43

Event 123 Boys 15 Year Olds 1500 Meter

Name	Year	School	Finals
1 Van Dyk, Byron	9	St Peters	4:31.37
2 Brice, Matthew	10	William Clarke C	4:33.69
3 Rimmer, Jared	9	Rouse Hill	4:34.77
4 Ruhs, Michael	9	Thomas Hassall A	4:42.53
5 Lee, Peter	8	Redeemer	4:45.97
6 Doubikin, Ty	9	Avondale	4:46.37
7 Wilson, Luke	9	The Illawarra Gr	4:55.81
8 Harris, Jordan	9	St Philip's Ccg	4:56.67
9 McLaren, Finley	10	The Illawarra Gr	5:01.87
10 Allen, Timothy	9	Wollemi	5:05.75
11 Norcott, Ethan	9	Orange	5:08.09
12 Elbourne, Jared	9	Emanuel	5:11.74
13 Butcher, Alexander	9	Pittwater	5:11.87
14 Van Sluys Erlich, Daniel	9	Emanuel	5:11.94
15 Ross, Corey	9	Reddam House	5:35.22



16 Weber, Duncan 9 Sapphire Coast 5:42.82

Event 124 Boys 16 Year Olds 1500 Meter

Name	Year School	Finals
1 Vlatko, Anthony	10 International Gr	4:19.73
2 Ferris, Joshua	10 Arndell	4:20.67
3 Manente, Luca	10 William Clarke C	4:21.81
4 Catzikiris, Alex	10 Scone GS	4:36.72
5 Turner, Cody	10 Broughton Anglic	4:40.86
6 Chadwick, Jayden	10 St Philip'sCC PS	4:41.73
7 Stacey, William	9 Arden	4:47.53
8 Isaacs, Harrison	10 Orange	5:11.04

Event 125 Boys 17 Year Olds 1500 Meter

Name	Year School	Finals
1 Seal, James	11 The Illawarra Gr	4:29.23
2 Gray, Jackson	12 Broughton Anglic	4:47.32
3 Hutt, Elliot	12 The Illawarra Gr	4:48.16
4 Gard, Riley	11 William Clarke C	4:54.92
5 Gosling, Stuart	11 William Clarke C	4:55.67
6 Myles, James	11 Newcastle GS	4:58.17
7 Weare, Connor	11 Shellharbour	5:04.59
8 Gearing, Luke	10 Macquarie C	5:12.26
9 Megarry, Jack	11 Northholm	5:12.28
10 Huard, Luke	11 Nowra	5:31.54

Event 126 Boys 18-19 1500 Meter

Name	Year School	Finals
1 Maxwell, Jesse	12 St Philip's Ccn	4:36.72
2 Glover, Jordan	12 Northholm	4:38.32
3 Polinsky, Liam (spud)	12 Penrith Anglican	4:49.65
4 Taranto, Harrison	12 The Illawarra Gr	4:52.45
5 Gearing, Carl	12 Macquarie C	4:52.83
6 Beavis, Lachlan	12 Hunter Valley GS	4:53.90
7 Harbord, Frederick (Blak	12 Broughton Anglic	5:02.87
8 Markovic, Marcus	12 International Gr	5:23.31

Event 127 Girls 13 Year Olds High

Name	Year School	Finals
1 McKechnie, Anna	8 Lakes GS	1.43m
2 Craig, Xanthe	7 Hills Adv	1.40m
3 Pernecker, Ashley	7 Lakes GS	1.35m
4 Gow, Kiera	8 William Clarke C	J1.35m
4 Melluish, Sarah	8 Broughton Anglic	J1.35m
6 Elkan, Isobel	7 St. Luke's Gramm	J1.35m
7 Margolis, Mia	7 Reddam House	J1.35m
8 Crapp, Abbey	7 Nowra	1.25m
9 Butcher, Olivia	7 Pittwater	J1.25m
10 Saral, Zeliha	7 Amity Colleg	J1.25m
11 Abraham, Natasha	7 St Marouns	1.20m
12 Vincent, Charlotte	7 Macquarie Ags	J1.20m
12 Ocean, Essence	7 All Saints	J1.20m



3 Lindsay, Sarah	11 Scone GS	J1.40m
4 Gibson, Alexandra (Ally)	11 St. Luke's Gramm	1.35m
5 Burns, Andrea	11 Redeemer	1.30m
6 Kennedy, Taylor	11 Rouse Hill	J1.30m
7 Fares, Yara	12 St Marouns	1.20m

Event 132 Girls 18-19 Shot

Name	Year School	Finals
1 Meier-Kapavale, Marie-Lu	12 Wollondilly Angl	10.77m
2 Jones, Gabrielle	12 Redeemer	7.42m
3 Ongley, Megan	12 Redeemer	7.29m
4 Mahon, Tennille	12 InternationalFTS	7.04m
5 Matheson, Brooke	12 Arden	7.01m
6 Faehrmann, Grace	12 Tangara	6.88m
7 Magner, Sharnee	12 Calrossy	6.81m
8 Ngatuvai, Moana	12 Hunter Valley GS	6.50m
9 Groom, Zoe	12 Wollondilly Angl	6.36m

Event 133 Girls 12-14 Triple

Name	Year School	Finals
1 Thompson, Kyla	7 Rouse Hill	10.11m
2 Belunek, Mischa	8 International Gr	10.04m
3 Neville, Harriet	7 Hunter Valley GS	9.78m
4 McKechnie, Anna	8 Lakes GS	9.53m
5 Rutstein, Danielle	8 Emanuel	9.49m
6 Bale, Angelina	7 William Clarke C	9.24m
7 Shapiro, Talia	7 Reddam House	9.10m
8 Ostryn, Zara	7 Pittwater	8.33m
9 Dean, Hartnell	8 Pittwater	7.72m

Event 134 Girls 12 Year Olds 400 Meter

Name	Year School	Finals	H#
1 Norris, Eliza Jane	7 Sapphire Coast	1:09.07	2
2 Montgomery, Lailani	7 Central Coast	1:10.19	2
3 Lim, Alyssa	7 St. Luke's Gramm	1:12.48	2
4 Wilcox, Frances (Frankie)	7 St. Luke's Gramm	1:13.61	2
5 King, Mathilda	7 St Columba AS	1:13.99	2
6 Baker, Aria	7 Nowra	1:14.37	1
7 Ostryn, Zara	7 Pittwater	1:14.44	2
8 Najji, Rose	7 Hills Adv	1:16.47	1
9 Davis, Reilly	7 Avondale	1:17.13	2
10 McIlveen, Harriet	7 McDonald College	1:17.97	1
11 Shapiro, Talia	7 Reddam House	1:19.96	2
12 Russell, Abbey	7 William Clarke C	1:21.27	1
13 Louca, Chrystalla	7 St Euphemia	1:21.94	1
14 Hudson, Chelsea	7 Tangara	1:22.39	1
15 Dragicevic, Ruby	7 International Gr	1:23.33	1
16 Kaldas, Hannah	7 St Marks	1:42.21	1

Event 135 Girls 13 Year Olds 400 Meter

Name	Year School	Finals	H#
1 Monk, Montana	8 Bishop Tyrrell	1:01.86	2



2	Quilter-Jones, Jessica	7	The Illawarra Gr	1:03.49	2
3	Pernecker, Ashley	7	Lakes GS	1:04.05	2
4	Priest, Sally	7	St. Luke's Gramm	1:05.50	2
5	Barnett, Eleanor	7	St Philip's Ccn	1:06.20	2
6	Mullin, Hannah	7	Hills Grammar	1:08.46	2
7	Comber, Tiana	8	Penrith Anglican	1:08.69	1
8	Bender, Mikala	7	Macquarie Ags	1:09.30	2
9	Beattie, Kayla	7	St Peters	1:10.22	2
10	Crapp, Abbey	7	Nowra	1:10.32	1
11	Morrisey, Gemma	8	William Clarke C	1:10.36	2
12	Senator, Yoella	8	Moriah College	1:11.14	1
13	Fox, Keira	7	Arndell	1:12.09	1
14	Garth, Victoria	7	Redeemer	1:16.35	1
15	Khalil, Dimah	7	Amity Colleg	1:19.14	1
16	Smith, Hannah	7	Christadelphian	1:23.20	1

Event 136 Girls 14 Year Olds 400 Meter

Name	Year	School	Finals	H#	
1	Dickson, Evita	9	St. Luke's Gramm	59.39	2
2	Page, Emily	9	Rouse Hill	59.76	2
3	Budai, Iluka	8	The Illawarra Gr	1:02.70	2
4	New, Ellie	9	Calrossy	1:05.03	2
5	Cotton, Emma	8	St Philip'sCC PS	1:05.16	2
6	de la Cruz, Sienna	8	Nowra	1:07.62	2
7	Messina, Georgia	8	Arndell	1:08.06	1
8	Mitchell, Sophie	8	Pittwater	1:09.72	2
9	Mannasz, Maxine	8	Arden	1:09.77	1
10	Kahane, Georgia	8	Emanuel	1:10.32	1
11	Audsley, Julia	8	InternationalFTS	1:10.90	1
12	Pascoe, Chelsea	8	Nowra	1:13.19	2
13	Park, Esther	8	Redeemer	1:15.37	1
14	Burns, Emily	8	Redeemer	1:21.14	1

Event 137 Girls 15 Year Olds 400 Meter

Name	Year	School	Finals	H#	
1	Sadler, Laura	9	Scone GS	1:02.04	2
2	Murray, Bella	9	Hunter Valley GS	1:03.78	2
3	Arnold, Madeline	9	Hills Adv	1:06.61	2
4	Stone, Hannah	9	Nowra	1:07.53	2
5	Jarvis, Sophie	9	William Clarke C	1:08.81	1
6	Hickey, Emily	9	St Philip'sCC PS	1:09.35	2
7	Sugiaman, Francesca	10	Tangara	1:09.62	2
8	Fordy, Alexandra	9	Pittwater	1:11.35	1
9	Braun, Maya	9	International Gr	1:12.83	1
10	Goodridge, Gabriella	9	Emanuel	1:16.37	1
11	Weber, McKenna	9	Macquarie Ags	1:17.82	1
12	Akele, Brooke	9	Redeemer	1:25.81	1

Event 138 Girls 16 Year Olds 400 Meter

Name	Year	School	Finals	H#	
1	Potter, Stephanie	10	International Gr	1:03.18	2
2	Dearie, Cheyenne	10	InternationalFTS	1:04.81	2
3	Atkinson, Anna	11	Scone GS	1:05.87	2
4	Platt, Djannie	10	Macarthur Anglic	1:06.86	2



5 Lee, Janaya	10 Arndell	1:09.78	2
6 Zammit, Carla	10 Redeemer	1:10.47	1
7 Murray, Jorja	10 Georges River Gr	1:13.08	2
8 Watson, Jayda	11 Tangara	1:13.42	1
9 Hall, Verity	10 Arden	1:15.18	1
10 Stretton, Emma	10 Broughton Anglic	1:15.39	2
11 Likic, Uma	10 Amity Colleg	1:19.76	1
12 Saad, Serena	10 St Marks	1:24.25	1

Event 139 Girls 17 Year Olds 400 Meter

Name	Year School	Finals	H#
1 DeJAGER, Bernice	11 Macquarie C	1:02.67	2
2 Steele, Sianna	12 Penrith Anglican	1:06.88	2
3 Lawrence, Rachel	12 William Clarke C	1:07.52	2
4 Spencer, Caitlin	11 Newcastle GS	1:09.42	2
5 Burns, Andrea	11 Redeemer	1:12.76	2
6 Buick, Alexandra	12 Wollondilly Angl	1:17.60	2
7 Farah, Natalie	12 Northholm	1:18.70	2
8 Tuch, Liora	11 Moriah College	1:19.99	2
9 Fares, Yara	12 St Marouns	1:26.17	2

Event 140 Girls 18-19 400 Meter

Name	Year School	Finals	H#
1 Jones, Gabrielle	12 Redeemer	1:10.52	2
2 Goodwin, Meg	12 St Columba AS	1:15.93	2
3 Broome, Anna	11 William Clarke C	1:20.47	2
4 Ho, Athena	18 Pal	1:24.57	2
5 Regan, Alexis	12 Bishop Tyrrell	1:25.89	2
6 Furley, Emmaline	12 Thomas Hassall A	1:29.43	2

Event 141 Girls 12 Year Olds Long

Name	Year School	Finals
1 Shapiro, Talia	7 Reddam House	4.44m
2 McGookin, Aleisha	7 Wollondilly Angl	4.19m
3 Norris, Eliza Jane	7 Sapphire Coast	J4.19m
4 Montgomery, Lailani	7 Central Coast	4.04m
5 Rasmussen, Annalise	7 InternationalFTS	4.00m
6 Smith, Laura	7 Scone GS	3.99m
7 O'Grady, Ava	7 Broughton Anglic	3.84m
8 Arnold, Charlie	7 Arndell	3.69m
9 Baker, Aria	7 Nowra	J3.69m
10 Sargent, Grace	7 Rouse Hill	3.66m
11 Ostry, Zara	7 Pittwater	3.54m
12 Youssef, Natalie	7 St Marks	3.36m
13 Makris, Elle	7 St Euphemia	3.18m

Event 142 Boys 12 Year Olds High

Name	Year School	Finals
1 Lumba, Jordan	7 Macarthur Anglic	1.42m
2 Davis, Andrew	7 Central Coast	1.36m
3 Dunn, Blake	7 Arndell	1.33m
4 Enes, Aydogou	7 Amity Colleg	1.30m



5 Mendoza, Brendan	7 Moriah College	1.25m
6 Salkeld, Riley	7 Rouse Hill	1.20m
6 Jankovic, Jovan	7 St Euphemia	1.20m
-- Seifman, Matthew	7 Moriah College	NH

Event 143 Boys 16 Year Olds Jav

Name	Year School	Finals
1 Beck, Oskar	10 Emanuel	42.06m
2 James, Benjamin	11 St Philip'sCC-C	41.82m
3 Brouwer, Dane	10 Newcastle GS	40.02m
4 Bolton, Anthony	10 Redeemer	30.89m
5 Lucas, Jarrod	10 St. Luke's Gramm	30.70m
6 Newton, Joshua	11 Arndell	30.48m
7 Ibrahim, Tyson	10 Reddam House	29.29m
8 Simmons, Nickolai	10 William Clarke C	25.44m
9 Baxter, Travis	10 Wollondilly Angl	25.15m
10 Varvaressos, Nicholas	11 All Saints	22.84m

Event 144 Boys 17 Year Olds Disc

Name	Year School	Finals
1 Harrold, Angus	11 Penrith Anglican	45.81m
2 Moraitis, David	12 Arden	39.89m
3 Charlton, Jack	11 Northholm	30.60m
4 Sneddon, Jay	11 Macquarie C	30.48m
5 Huard, Luke	11 Nowra	26.97m
6 Hale, Austin	11 Avondale	26.01m
7 Ladogna, Sebastian	11 International Gr	23.80m
8 Khaziran, Daniel	12 Redeemer	22.49m
9 Savaiko, Junior	10 Redeemer	19.47m

Event 145 Boys 18-19 Shot

Name	Year School	Finals
1 Whicker, Cameron	12 St Marouns	11.36m
2 Brown, Hamish	12 Rouse Hill	9.91m
3 Poyitt, James	12 Redeemer	9.45m
4 LeClos, Blake	12 Seda	8.94m
5 Anderson, William	12 Wollondilly Angl	8.63m
6 Quigley, Sean	12 Penrith Anglican	7.53m

Event 146 Boys 15-16 Triple

Name	Year School	Finals
1 James, Benjamin	11 St Philip'sCC-C	12.94m
2 Harrold, Miles	9 Penrith Anglican	12.49m
3 Willis, Jackson	9 Orange	12.28m
4 Estall, Matthew	9 Bishop Tyrrell	12.16m
5 Richards, William	10 Arden	11.30m
6 Sperber, Jakob	9 Moriah College	10.82m
7 Levine, Simeon	10 William Clarke C	10.79m



Event 147 Boys 12 Year Olds 400 Meter

Name	Year School	Finals	H#
1 Lumba, Jordan	7 Macarthur Anglic	1:06.37	2
2 Deguara, Jack	7 St Philip's Ccn	1:06.64	2
3 Johnston, Robert (Robbie)	7 Rouse Hill	1:07.35	2
4 Strohmayr, Kurt	7 Georges River Gr	1:09.34	2
5 Kalish, Dillon	7 Moriah College	1:12.01	1
6 Boulad, Zayn	7 Amity Colleg	1:13.88	1
7 Southam, Phillip	7 Broughton Anglic	1:13.94	1
8 Walker, Henry	7 Hunter Valley GS	1:13.96	1
9 Rosen, Sacha	12 Emanuel	1:14.55	2
10 Carson, Cameron	7 Newcastle GS	1:14.85	2
11 Kolli, Yash	7 Redeemer	1:16.18	2
12 Hauenschild, Hugo	7 International Gr	1:18.85	1

Event 148 Boys 13 Year Olds 400 Meter

Name	Year School	Finals	H#
1 Fitzsimmons, Bailey	8 Wollondilly Angl	1:01.42	3
2 Parrish, Hugo	8 The Illawarra Gr	1:01.48	3
3 Battrick, Malachi	7 Bishop Tyrrell	1:01.98	1
4 Armstrong, Flynn	7 Nowra	1:02.58	3
5 Clark, William	7 Hunter Valley GS	1:04.17	1
6 Kodr, Jad	7 Malek Fayed	1:05.62	3
7 Mahoney, John	7 Pittwater	1:06.28	3
8 Ainsworth, Mitchell	7 Avondale	1:07.28	3
9 Gillespie, Hugh	7 William Clarke C	1:08.31	3
10 Li, Tom	7 Redeemer	1:08.69	1
11 Fisher, Ryan	7 Moriah College	1:09.68	1
12 Willis, Bayden	7 Orange	1:10.50	1
13 Hill, Andrew	8 Arden	1:19.14	3
-- Nouredine, Omar	7 Unity Gramma	DNF	3

Event 149 Boys 14 Year Olds 400 Meter

Name	Year School	Finals	H#
1 Healey, James	8 The Illawarra Gr	56.85	2
2 Coates, Saxon	8 St Philip's Ccn	59.40	2
3 Kratzmann, Samuel	9 Macquarie Ags	59.49	1
4 Hadley, Harry	8 St. Luke's Gramm	1:00.00	2
5 Loo, Zavier	8 Hills Grammar	1:00.03	1
6 Beale, Jeremy	8 Lakes GS	1:01.18	2
7 Ebert, Jordan	8 Redeemer	1:01.75	2
8 Unwin, Jarod	8 Christadelphian	1:02.07	1
9 Antony, Albert	8 Wollemi	1:02.19	1
10 Jiang, Daniel	8 The Illawarra Gr	1:03.21	2
11 Conn, Oliver	8 Arndell	1:03.47	1
12 Norton, Matthew	9 Pittwater	1:03.58	1
13 Winter, Thompson (Tom)	8 Nowra	1:04.51	1
14 Sanders, Joshua (Josh)	8 Nowra	1:04.88	2
15 Garth, Edward	8 Redeemer	1:10.66	1



Event 150 Boys 15 Year Olds 400 Meter

Name	Year	School	Finals	H#
1 Van Dyk, Byron	9	St Peters	55.27	2
2 Woods, Riley	9	Hunter Valley GS	55.40	1
3 Willis, Jackson	9	Orange	55.71	2
4 Corns, Bohdine	10	Wollondilly Angl	57.26	2
5 Trisic, Zack	10	St. Luke's Gramm	58.04	1
6 Patterson, Matthew	9	Rouse Hill	58.36	1
7 Grant, Riley	9	Central Coast	58.43	2
8 Brice, Matthew	10	William Clarke C	59.22	2
9 Rimmer, Jared	9	Rouse Hill	59.53	2
10 Koorey, Gerard	10	St Marouns	59.54	2
11 Redhead, Charles (Charli	9	St. Luke's Gramm	59.78	1
12 Hilble, Philip	9	McDonald College	1:03.16	1
13 Gibson, Adam	9	Redeemer	1:03.34	2
14 Van Sluys Erlich, Daniel	9	Emanuel	1:06.67	1

Event 151 Boys 16 Year Olds 400 Meter

Name	Year	School	Finals	H#
1 Vlatko, Anthony	10	International Gr	52.34	2
2 Gilligan, Harrison	10	St Peters	53.68	2
3 Manente, Luca	10	William Clarke C	54.39	2
4 Nicholson, Edwin	11	Hunter Valley GS	55.43	2
5 Rowe, Ryan	10	Macquarie C	56.20	2
6 Licastro, Marcus	10	Georges River Gr	58.47	2
7 Bolton, Anthony	10	Redeemer	59.74	2
8 Boyle, Regan	10	Wollondilly Angl	1:00.85	2

Event 152 Boys 17 Year Olds 400 Meter

Name	Year	School	Finals	H#
1 DeJAGER, Thomas	11	Macquarie C	55.14	2
2 Condon, Harrison (Harry)	11	St. Luke's Gramm	56.26	2
3 Purchase, Jackson	11	Northholm	56.68	2
4 Gosling, Stuart	11	William Clarke C	56.88	2
5 Ingeman, Luke	11	Nowra	57.35	1
6 Hodzic, Omar	11	Amity Colleg	57.95	1
7 Hutt, Elliot	12	The Illawarra Gr	58.33	2
8 Mallison, Benjamin	11	Arden	59.30	2
9 Brown, Wayde	11	St Peters	59.58	1
10 Kudaya-More, Ed	12	Redeemer	59.73	1

Event 153 Boys 18-19 400 Meter

Name	Year	School	Finals	H#
1 Mackey, Chad	12	Avondale	52.72	2
2 Hinds, Jack	11	Seda	53.66	2
3 Bolton, Lachlan	12	Redeemer	55.91	2
4 Harbord, Frederick (Blak	12	Broughton Anglic	57.26	2
5 Adebumowa, Jordan	12	Yots	57.29	2
6 Taranto, Harrison	12	The Illawarra Gr	58.03	2
7 Bailey, Callum	12	Redeemer	58.87	2
8 Constantinides, Vasili	12	Hills Adv	1:01.92	2



Event 154 Girls 13 Year Olds Long

Name	Year School	Finals
1 McIntosh, Maddison	7 Penrith Anglican	4.94m
2 Death, Kirralee	7 Rouse Hill	4.46m
3 McKechnie, Anna	8 Lakes GS	4.33m
4 McQueen, Scarlet	7 Glenaeon Rss	4.30m
5 Collins, Leisel	7 InternationalFTS	4.29m
6 Quilter-Jones, Jessica	7 The Illawarra Gr	4.27m
7 Thompson, Kyla	7 Rouse Hill	4.25m
8 Williams, Georgia	8 Shellharbour	4.22m
9 Senator, Yoella	8 Moriah College	4.14m
10 Crapp, Abbey	7 Nowra	3.90m
11 Ocean, Essence	7 All Saints	3.62m
12 Oakes, Georgia	7 Orange	3.26m
13 Abraham, Natasha	7 St Marouns	3.06m

Event 155 Girls 14 Year Olds High

Name	Year School	Finals
1 Rutstein, Danielle	8 Emanuel	1.50m
2 Budai, Iluka	8 The Illawarra Gr	1.45m
3 Boffo, Mia	8 Central Coast	J1.45m
4 Scarratt, Ella	8 Shellharbour	1.40m
4 Bodey, Katherine	8 The Illawarra Gr	1.40m
6 Bramley, Hannah	8 Nowra	J1.40m
7 Kennedy, Chloe	9 Rouse Hill	J1.40m
8 Jabbour, Mariange	8 St Marouns	1.15m
-- Messina, Georgia	8 Arndell	NH

Event 156 Girls 15 Year Olds Jav

Name	Year School	Finals
1 Peterson, Kate	9 William Clarke C	36.16m
2 Jehn, Lily	10 Northholm	27.30m
3 Evans, Tarni	9 Sapphire Coast	26.63m
4 Casey, Rebecca	9 Central Coast	26.14m
5 Geist, Mekdes	9 Wollondilly Angl	25.49m
6 Braun, Maya	9 International Gr	25.38m
7 Nuyda, Bianca	9 Reddam House	24.84m
8 Wentworth, Clare	9 Penrith Anglican	21.98m
9 Stone, Hannah	9 Nowra	20.39m
10 Melvelle, Jacqueline	9 Newcastle GS	20.19m
11 Thompson, Khelsie	8 Redeemer	17.17m
-- Martin, Tamsyn	10 Pittwater	FOUL
-- Alzened, Talar	9 Redeemer	FOUL

Event 157 Girls 16 Year Olds Shot

Name	Year School	Finals
1 Barker, Sunnie	10 St Peters	10.77m
2 Suaalii, Natalina	10 Penrith Anglican	10.60m
3 Jackson, Nakita	11 Macquarie C	9.83m
4 Meier-Kapavale, Grace	10 Wollondilly Angl	9.61m
5 Mitchell, Katelyn	11 Arndell	9.09m
6 Bell, Eloise	10 Macquarie Ags	8.96m



7	Watman, Kayla	11	Shellharbour	8.76m
8	Mooney, Emily	10	William Clarke C	7.93m
9	Jones, Rachael	10	Redeemer	7.64m
10	Di Veroli, Celina	10	Emanuel	7.05m

Event 158 Girls 17 Year Olds Long

Name	Year	School	Finals	
1	Carroll, Brittany	11	Hunter Valley GS	5.54m
2	DeJAGER, Bernice	11	Macquarie C	5.10m
3	Tombs, Latika	11	Pittwater	4.48m
4	Reid, Amy	11	Hills Adv	4.47m
5	Reynolds, Olivia	11	Georges River Gr	4.20m
6	Burchell, Cody	12	Thomas Hassall A	4.18m
7	MACMULLEN, Miranda	11	Rouse Hill	4.14m
8	Burns, Andrea	11	Redeemer	3.91m
9	Afiouni, Zeinab	11	Amity Colleg	3.81m
10	Fares, Yara	12	St Marouns	J3.81m
11	Fordy, Isabella	11	Pittwater	3.63m
12	Zheng, Ziqi (Cecilia)	10	Shellharbour	3.39m

Event 159 Girls 18-19 Disc

Name	Year	School	Finals	
1	Meier-Kapavale, Marie-Lu	12	Wollondilly Angl	40.35m
2	Matheson, Brooke	12	Arden	23.83m
3	Bland, Bridie	12	Newcastle GS	21.86m
4	Jones, Gabrielle	12	Redeemer	20.22m
5	Mahon, Tennille	12	InternationalFTS	19.14m
6	Ongley, Megan	12	Redeemer	19.03m
7	Moore, Tegan	11	Sapphire Coast	15.38m
8	Dransfield, Kaitlin	12	Tangara	15.27m
9	Gunawan, Oshiana	12	Pal	11.96m

Event 160 Boys 14 & Under 4x100 Meter Relay

School	Finals	H#
1 Hunter Valley Grammar 'A'	49.63	2
1) Chesher, Luke 8		
2) Omer, Usayd 9		
3) Fry, Henry 7		
4) Homan, Jarrod 8		
2 The Illawarra Grammar School 'A'	50.05	2
1) Jiang, Daniel 8		
2) Budak, Koray 8		
3) Borbilas, Dean 8		
4) Maskey, Chhitiz 8		
3 Wollondilly Anglican College 'A'	50.28	2
1) Harriman, Brett 8		
2) Neich, Jack 8		
3) Neich, Harry 7		
4) Simpson, Mathew 9		
4 Rouse Hill Anglican College 'A'	50.52	1
1) Brown, Hugo 8		
2) Cotterill, Cooper 8		
3) Kirkwood, Chad 8		
4) Zappia, Gabriel 8		
5 Hills Grammar 'A'	51.01	1
1) Banovic, Dominik 8		
2) Matysiak, Rowan 7		
3) Tran, Dylan 9		
4) Loo, Zavier 8		
6 International Grammar School 'A'	51.85	2
1) Killick-Dodd, Oscar 9		
2) Hayes, Benjamin 9		
3) Lambert, Myles 8		
4) Kilbridge, Cian 8		
7 Nowra Anglican College 'A'	52.92	1
1) Armstrong, Flynn 7		
2) Murray, Cameron 8		



3) Sanders, Joshua (Josh) 8	4) McVicar, Will 8		
8 Redeemer BS 'A'		53.18	2
1) Tjhin, Ethan 8	2) Ebert, Jordan 8		
3) Prakash, Adithya 9	4) Garth, Edward 8		
9 Macquarie Anglican Grammar 'A'		55.56	1
1) Beauchamp, Preston 8	2) Job, Duncan 8		
3) Kratzmann, Samuel 9	4) Towart, Nathan 8		

Event 161 Boys 15-19 4x100 Meter Relay

School		Finals	H#
1 Broughton Anglican College 'A'		46.37	2
1) Davenport, Jay 10	2) Evans, Braddon 12		
3) Tindal, William (Will) 11	4) Rerekura, Jack 12		
2 Redeemer BS 'A'		47.35	2
1) Lamboa, Chris 12	2) Bolton, Lachlan 12		
3) Bailey, Callum 12	4) Poyitt, James 12		
3 Int Football & Tennis School 'A'		47.46	2
1) Paddison, Tyrone 11	2) Sibanda, Bradley 11		
3) Coleman, Darcy 10	4) Spindler, Alex 9		
4 Rouse Hill Anglican College 'A'		47.51	2
1) Dobson, Thomas (Tom) 10	2) Brown, Hamish 12		
3) Banganay, Daniel 12	4) Kerwick, Joshua 11		
5 William Clarke College 'A'		47.63	1
1) Manente, Luca 10	2) Simmons, Nickolai 10		
3) Brice, Matthew 10	4) Levine, Simeon 10		
6 Avondale School 'A'		50.03	1
1) Mackey, Chad 12	2) Hale, Austin 11		
3) Ginn, Nathaniel 12	4) Borgas, Lachlan 12		
7 Pittwater House 'A'		50.87	1
1) Peupion, Cameron 9	2) Waters, Brendan 12		
3) McCrostie, Luke 11	4) Parker, Jonathan 11		
8 St Peters Anglican Colleg 'A'		51.93	1
1) Brown, Wayde 11	2) Gilligan, Harrison 10		
3) McTernan, Jaden 7	4) Van Dyk, Byron 9		

Event 162 Girls 14 & Under 4x100 Meter Relay

School		Finals	H#
1 Calrossy AS 'A'		54.87	2
1) Palmer, Finella 8	2) Andrews, Camilla 7		
3) Wilson, Phoebe 8	4) New, Ellie 9		
2 St. Luke's Grammar School 'A'		54.89	2
1) Dickson, Evita 9	2) Priest, Sally 7		
3) Dobell, Sascha 9	4) Elkan, Isobel 7		
3 Rouse Hill Anglican College 'A'		55.43	2
1) Page, Emily 9	2) Beesley, Sarah 9		
3) Janse Van Rensburg, Anke 8	4) Death, Kirralee 7		
4 The Illawarra Grammar School 'A'		56.02	2
1) Budai, Iluka 8	2) Summerill, Victoria 7		
3) Quilter-Jones, Jessica 7	4) Bodey, Katherine 8		
5 Shellharbour Anglican College 'A'		56.27	2
1) Meurant, Kate 8	2) Williams, Georgia 8		
3) Scarratt, Ella 8	4) Harrison, Lily 8		
6 Reddam House 'A'		56.33	1
1) Kent, Holly 8	2) Margolis, Mia 7		
3) Shapiro, Talia 7	4) Rule, Charlie 8		
7 William Clarke College 'A'		56.87	1



1) Bale, Angelina 7	2) Carmichael, Chloe 8		
3) Hayward, Grace 8	4) McCurley, Lauren 7		
8 Macquarie Anglican Grammar 'A'		57.25	1
1) Bowen, Grace 8	2) Bender, Mikala 7		
3) Ryan, Zoe 8	4) Vincent, Charlotte 7		
9 International Grammar School 'A'		57.51	1
1) Belunek, Mischa 8	2) Babeck, Alea 8		
3) McLean, Macy 7	4) Whitaker, Isabel 8		
10 Emanuel School 'A'		57.87	1
1) Rutstein, Danielle 8	2) Rubin, Jessica 7		
3) Rubin, Emily 8	4) Lapidge, Romi 7		
11 Redeemer BS 'A'		59.59	1
1) Akele, Baiza 7	2) Garth, Victoria 7		
3) Bezverkhaya, Alex 7	4) Park, Esther 8		

Event 163 Girls 15-19 4x100 Meter Relay

School		Finals	H#
1 Calrossy AS 'A'		52.14	2
1) Redfern, Carly 10	2) Heath, Maja 11		
3) Klasen, Emma 9	4) Magner, Sharnee 12		
2 Hunter Valley Grammar 'A'		52.87	2
1) Carroll, Brittany 11	2) Fisher, Aimee 10		
3) Howells, Olivia 9	4) Murray, Bella 9		
3 Redeemer BS 'A'		56.15	2
1) Burns, Andrea 11	2)		
3) Jones, Gabrielle 12	4) Karvon, Chelsey 12		
4 Penrith Anglican College 'A'		56.60	2
1) Lamb, Kaylah 12	2) Glasheen, Grace 10		
3) Polinsky, Sarah 9	4) Blaikie, Sarah 9		
5 Arndell AC 'A'		56.98	1
1) Hewitt, Madison 10	2) Conn, Emily 9		
3) Lee, Janaya 10	4) Evans, Emelia 10		
6 William Clarke College 'A'		57.32	1
1) Keen, Ashlye 10	2) Coulson, Kaylah 9		
3) Rademeyer, Michelle 11	4) Lawrence, Rachel 12		
7 International Grammar School 'A'		57.38	1
1) Taylor, Sabine 10	2) Pardoel, India 9		
3) Potter, Stephanie 10	4) Brennan, April 12		
8 Pittwater House 'A'		57.49	1
1) Eastway, Hannah 11	2) Lockhart, Wren 10		
3) Giladi, Mia 9	4) Martin, Tamsyn 10		
9 The Illawarra Grammar School 'A'		1:00.70	2
1) Fisher, Darcy 10	2) Franco, Emmanuela 10		
3) Kingsman, Sarah-Jane 10	4) Gaynor, Charlotte 10		



AIRES ATHLETICS TEAM

All Saints Grammar				Mc Donald College			
1.	Turk, Nicholas	M	12	1.	Shaw, Kieran	M	15
2.	Varvaressos, Maria	W	12	Moriah College			
Amity College				1.	Krecklenberg, Noah	M	16
1.	Karatas, Ahmet	M	15	Newcastle GS			
Arden AS				1.	Bland, Bridie	W	18
1.	Burt, Erin	W	17	2.	Brouwer, Dane	M	16
2.	Hall, Anna	W	12	3.	Carson, Cameron	M	12
3.	Koo, Tomas	M	14	4.	Danuser, Seraina	W	18
4.	Neal, Grace	W	12	5.	Holmberg, Corbyn	W	16
5.	Richards, William	M	16	6.	Kliousis, Sabrina	W	17
Arndell AC				Northholm GS			
1.	Ferris, Joshua	M	16	1.	Charlton, Jack	M	17
2.	Petroff, Cory	M	15	2.	Charlton, Olivia	W	14
3.	Smallacombe, Jade	W	16	3.	Glover, Jordan	M	18
Australian IA				4.	Hawkins, Thomas	M	17
1.	Hussein, Naseem	M	12	5.	Hughes-Narborough, Sarah	W	12
Avondale				6.	Jehn, Lily	W	15
1.	Bennett, Liam	M	14	7.	Nelson, Maddie	W	17
2.	Borgas, Lachlan	M	18	8.	Purchase, Jackson	M	17
3.	Davis, Reilly	W	12	9.	Wilton, Charlie	M	15
4.	Mackey, Chad	M	18	Nowra AC			
5.	Marsh T/F35, Joshua	M	14	1.	Henry, Brooklyn (Brook)	M	14
6.	Nawaqavou, Kameli	M	16	2.	Nosavan, Hannah	W	13
Bishop Tyrrell AC				3.	Stone, Hannah	W	15
1.	Battrick, Malachi	M	13	4.	Thomson, Cooper	M	16
2.	Estall, Matthew	M	15	Orange GS			
3.	Eve, Nicholas	M	18	1.	Willis, Bayden	M	13
4.	Monk, Montana	W	13	2.	Willis, Jackson	M	15
5.	Playford, Nathan	M	18	3.	Windus, Alexandra	W	12
6.	Riley, Grace	W	17	Penrith AC			
Broughton AC				1.	Blaikie, Charlotte	W	13
1.	Anastovski, Isabella (Bella)	W	16	2.	Harrold, Angus	M	17
2.	Brady, Monique	W	18	3.	Harrold, Hugh	M	13
3.	Corscadden, Connor	M	15	4.	Harrold, Miles	M	15
4.	Davenport, Jay	M	16	5.	Lamb, Kaylah	W	17
5.	Evans, Braddon	M	18	6.	McIntosh, Maddison	W	13
6.	Gray, Jackson	M	17	7.	Polinsky, Liam (spud)	M	18
7.	Rerekura, Jack	M	18	8.	Polinsky, Sarah	W	15
8.	Southam, John	M	14	9.	Steele, Sianna	W	17
9.	Tindal, William (Will)	M	17	10.	Suaalii, Natalina	W	16
Calrossy AS				Pittwater House			
1.	Andrews, Camilla	W	13	1.	Hicks, Emily	W	14
2.	Burnett, William	M	14	2.	Martin, Tamsyn	W	15
3.	Davidson, Flo	W	15	3.	Mitchell, Tia	W	14
4.	Heath, Maj	W	17	4.	Ostry, Zara	W	12
5.	Heath, Maja	W	17	5.	Toumi-Cussinnet T35, Illyphe	M	16
6.	Hedley, Sophie	W	15	6.	Vaokakala, Paula	M	12
7.	Higgins, Lydia	W	15	Reddam House			



8.	Klasen, Emma	W	15	1.	Hinds, Tia	W	15
9.	New, Ellie	W	14	2.	Last, Corey	M	14
10.	Nicholson, William	M	16	3.	Nicklin, Frankie	W	12
11.	Palmer, Finella	W	14	4.	Shapiro, Talia	W	12
12.	Rasmussent20, Lachaln	M	13	Redeemer BS			
13.	Reading, Mitchell	M	16	1.	Bailey, Callum	M	18
14.	Redfern, Carly	W	16	2.	Bolton, Lachlan	M	18
15.	Wilson, Phoebe	W	13	3.	Cho, Joe	M	17
Central Coast AS				4.	Jones, Gabrielle	W	18
1.	Beilharz, Daniel	M	17	5.	Lamboa, Chris	M	19
2.	Boffo, Mia	W	14	6.	Ongley, Megan	W	18
3.	Casey, Rebecca	W	15	7.	Poyitt, James	M	18
4.	Davis, Andrew	M	12	8.	Savaiko, Junior	M	17
5.	Grant, Riley	M	15	9.	Zammit, Carla	W	16
6.	Hamilton, Erin	W	13	Rouse Hill AC			
7.	Montgomery, Lailani	W	12	1.	Brown, Hamish	M	18
Emanuel School				2.	Death, Kirralee	W	13
1.	Beck, Oskar	M	16	3.	Johnston, Robert (Robbie)	M	12
2.	Rutstein, Danielle	W	14	4.	Kennedy, Chloe	W	14
Georges River Grammar				5.	Mcllwaine, Tiana	W	15
1.	Licastro, Marcus	M	16	6.	Meredith, Bayley	M	13
2.	Nekic T/F 20, Abby	W	17	7.	Osborne, Travis	M	17
Heritage Sydney				8.	Page, Emily	W	14
1.	Carroll, Samuel	M	18	9.	Page, Lana	W	12
2.	Unwin, Jarod	M	14	10.	Rimmer, Jared	M	15
Hills AC				11.	Thomas, Ben	M	13
1.	Arnold, Madeline	W	15	12.	Thompson, Kyla	W	13
2.	Craig, Xanthe	W	13	Sapphire Coast AC			
3.	Harrington, Ryan	M	17	1.	Norris, Eliza Jane	W	12
4.	Pillars, Jessica	W	16	Scone GS			
5.	Reid, Amy	W	17	1.	Atkinson, Anna	W	16
Hills GS				2.	Charters, Andrew	M	18
1.	Charlton T54 / F57, Julie	W	18	3.	Lindsay, Sarah	W	17
2.	Leong, Kynan	M	12	4.	Sadler, Laura	W	15
3.	Matysiak, Rowan	M	13	Seda College			
4.	Rice, Benjamin	M	18	1.	Hinds, Jack	M	18
Hunter Valley GS				2.	Prisuda, Zeke	M	17
1.	Burgess, Sienna	W	13	Shellharbour AC			
2.	Carroll, Brittany	W	17	1.	Dejkovski, James	M	13
3.	Chesher, Luke	M	14	2.	Meurant, Kate	W	13
4.	Clark, William	M	13	3.	Williams, Georgia	W	13
5.	Dockrill, Jacinta	W	16	St Columba AS			
6.	Fisher, Aimee	W	16	1.	Cains, Anneliese	W	15
7.	Fry, Henry	M	13	2.	Goodwin, Meg	W	18
8.	Furness, Ryan	M	12	3.	Griffin, Hannah	W	16
9.	Hewitt, Grace	W	14	4.	Mills, Jack	M	14
10.	Homan, Jarrod	M	14	5.	Reynolds, Laura	W	12
11.	Howells, Olivia	W	15	6.	Soper, Samuel	M	14
12.	Jarrett, Amali	W	12	St Euphemia			
13.	Jenkins, Cooper	M	16	1.	Sgouros, Christian	M	16
14.	Karaka, Kai	M	13	St Lukes GS			



15.	Mathias, Askil	M	18	1.	Bowman, Oliver	M	17
16.	Murray, Bella	W	15	2.	Condon, Harrison (Harry)	M	17
17.	Neville, Harriet	W	13	3.	Dickson, Evita	W	14
18.	Omer, Usayd	M	14	4.	Dobell, Sascha	W	14
19.	Woods, Riley	M	15	5.	Edgecombe, Kristian	M	13
Illawarra GS				6.	Elkan, Isobel	W	13
1.	Budai, Iluka	W	14	7.	Gordon, Rafael (Rafi)	M	13
2.	Budak, Koray	M	14	8.	Hansen, Samuel	M	17
3.	Gaynor, Charlotte	W	15	9.	Henderson, Catriona (Kitty)	W	15
4.	Giason, Ben	M	13	10.	Hill, Jasmine	W	14
5.	Healey, James	M	14	11.	Priest, Sally	W	13
6.	Jiang, Daniel	M	14	12.	Said Tf13, Ben	M	15
7.	Jones, Benjamin	M	13	St Mark's College			
8.	Kerridge, Cooper	M	12	1.	Prasad, Ryna	W	14
9.	Maskey, Chhitiz	M	13	St Maroun's College			
10.	Parrish, Hugo	M	13	1.	Koorey, Gerard	M	15
11.	Quilter-Jones, Jessica	W	13	St Peters AC			
12.	Seal, James	M	17	1.	Barker, Sunnie	W	16
13.	Segar, Nina	W	13	2.	Gilligan, Harrison	M	16
14.	Thomson, Renee	W	17	3.	Limon, Jarrah	M	13
International FS				4.	Smith, Lachlan	M	14
1.	Dearie, Cheyenne	W	16	5.	Van Dyk, Byron	M	15
2.	Ham, Oliver	M	12	St Phillips CC C			
3.	Paddison, Tyrone	M	17	1.	James, Benjamin	M	16
4.	Rasmussen, Annalise	W	12	2.	Saxby, Riley	M	14
5.	Sibanda, Bradley	M	17	St Phillips CC G			
International GS				1.	Mihellis, Terry	M	17
1.	Barbottis, Jake	M	15	2.	Pizzata, Daniela	W	16
2.	Belunek, Mischa	W	14	St Phillips CC N			
3.	Belunek, Mischa	W	14	1.	Barnett, Eleanor	W	13
4.	Brunsdon, Mimi	W	17	2.	Chapman Tf40, James	M	13
5.	Hayes, Benjamin	M	14	3.	Coates, Saxon	M	14
6.	Killick-Dodd, Oscar	M	14	4.	Deguara, Jack	M	12
7.	Potter, Stephanie	W	16	5.	Fayers, Cassandra	W	14
8.	Potter, Stephanie	W	16	6.	Maxwell, Jesse	M	18
9.	Vlatko, Anthony	M	16	7.	Richardson, Jessica	W	14
Lakes GS				St Phillips CC PS			
1.	Barnes, Jackson	M	13	1.	Boyd, Carter	M	12
2.	Bignall, Nicholas	M	15	2.	Cotton, Emma	W	14
3.	Glanville, Olivia	W	16	3.	Twomey, Lewis	M	18
4.	McKechnie, Anna	W	13	Thomas Hassall AC			
5.	Navusolo, Jezebel	W	15	1.	Busfield, Thomas (Thom)	M	13
6.	Pernecker, Ashley	W	13	2.	Georgalis Tf36, Christian	M	16
7.	Rudder, Ellie	W	13	3.	Lauano, Praise	W	13
8.	Webber, Eric	M	17	4.	Ruhs, Michael	M	15
Macarthur AS				5.	Taylor, Wiremu	M	13
1.	Glover, Virginia	W	18	William Clarke			
2.	Groves, Emily	W	13	1.	Bale, Angelina	W	13
3.	Lumba, Jordan	M	12	2.	Brice, Matthew	M	15
4.	McNamara, Connor	M	17	3.	Broome, Anna	W	18
5.	Noakes, Thomas	M	14	4.	Campbell-Rogers, Erica	W	13



6.	Nockles, Sam	M	16	5.	Davis, Joel	M	13
7.	Offord, Dylan	M	15	6.	Gard, Riley	M	17
8.	Perich, Laura	W	18	7.	Keen, Ashlye	W	16
9.	Sendt, Caitlin	W	16	8.	Lawrence, Rachel	W	17
10.	Ward, Cate	W	18	9.	Levine, Simeon	M	16
11.	Ward, Lauren	W	14	10.	Manente, Luca	M	16
Macquarie AG				11.	Pearce, William	M	16
1.	Batten, Benjamin	M	12	12.	Peterson, Kate	W	15
2.	Bell, Eloise	W	16	13.	Reedy, Oliver	M	13
3.	Bell, Saxon	M	12	14.	Russell, Abbey	W	12
4.	Bender, Mikala	W	13	15.	Simmons, Nickolai	M	16
5.	Chitsunge, Vimbainashe	W	17	16.	Smith, Aaron	M	14
6.	Kratzmann, Samuel	M	14	Wollemi AC			
7.	Munro, George	M	14	1.	Leifi, Joshua	M	14
8.	Oriel, Thomas	M	17	2.	Leifi, Mitchel	M	16
Macquarie College				Wollondilly AC			
1.	Abbo, Angus	M	15	1.	Bennett-Smith, Kirra	W	14
2.	DeJAGER, Bernice	W	17	2.	Bennett-Smith, Tara	W	17
3.	DeJAGER, Thomas	M	17	3.	Corns, Bohdine	M	15
4.	Jackson, Nakita	W	16	4.	Day, Emma	W	12
5.	Styles, Thomas	M	14	5.	Fitzsimmons, Bailey	M	13
Masada College				6.	Harriman, Brett	M	14
1.	Catzel, Lisa	W	17	7.	McGookin, Aleisha	W	12
				8.	Meier-Kapavale, Grace	W	16
				9.	Meier-Kapavale, Marie-Luise	W	18

Students in CIS Athletics Merit Team

Joshua Ferris	Arndell Anglican College	Lauren Ward	Macarthur AS
Chad MacKey	Avondale School	Laura Perich	Macarthur AS
Joshua Marsh T/F35	Avondale School	Bernice DeJager	Macquarie College
Liam Bennett	Avondale School	Nakita Jackson	Macquarie College
Reilly Davis	Avondale School	Lisa Catzel	Masada College
Grace Riley	Bishop Tyrrell AC	Sabrina Kliousis	Newcastle GS
Matthew Estall	Bishop Tyrrell AC	Brooklyn Henry	Nowra AC
Montana Monk	Bishop Tyrrell AC	Jackson Willis	Orange AGS
James Fitzgibbon-Solis	Broughton AC	Angus Harrold	Penrith AC
Braddon Evans	Broughton AC	Liam Polinsky	Penrith AC
Connor Corscadden	Broughton AC	Maddison McIntosh	Penrith AC
Finella Palmer	Broughton AC	Miles Harrold	Penrith AC
Jack Rerekura	Broughton AC	Illyphe Toumi-Cussinnet T35	Pittwater House
Jay Davenport	Broughton AC	Talia Shapiro	Reddam House
Monique Brady	Broughton AC	Callum Bailey	Redeemer Baptist
William Tindal	Broughton AC	Chris Lamboa	Redeemer Baptist
Lachaln Rasmussent 20	Calrossy Anglican School	Gabrielle Jones	Redeemer Baptist
Mitchell Reading	Calrossy Anglican School	Emily Page	Rouse Hill AC
Emma Klasen	Calrossy Anglican School	Kyla Thompson	Rouse Hill AC
Carly Redfern	Calrossy Anglican School	Laura Sadler	Scone Grammar School
Camilla Andrews	Calrossy Anglican School	Jack Hinds	SEDA College
Ellie New	Calrossy Anglican School	Jack Mills	St Columba AS
Maja Heath	Calrossy Anglican School	Ben Said Tf13	St Luke's GS
Phoebe Wilson	Calrossy Anglican School	Catriona Henderson	St Luke's GS
Sophie Hedley	Calrossy Anglican School	Byron Van Dyk	St Peter's AC
Erin Hamilton	Central Coast Adventist	Benjamin James	St Philip's CC
Lailani Montgomery	Central Coast Adventist	Cassandra Fayers	St Philip's CC
Rebecca Casey	Central Coast Adventist	James Chapman Tf40	St Philip's CC
Riley Grant	Central Coast Adventist	Jessica Richardson	St Philip's CC
Jarod Unwin	Heritage College S	Lewis Twomey	St Philip's CC, PS
Samuel Carroll	Heritage College S	Kynan Leong	Hills Grammar School
Oskar Beck	Emanuel School	Charlotte Gaynor	Illawarra Grammar
Abby Nekic T/F 20	Georges River Grammar	Cooper Kerridge	Illawarra Grammar
Askil Mathias	Hunter Valley GS	Daniel Jiang	Illawarra Grammar
Bella Murray	Hunter Valley GS	James Healey	Illawarra Grammar
Brittany Carroll	Hunter Valley GS	James Seal	Illawarra Grammar
Cooper Jenkins	Hunter Valley GS	Kieran Shaw	The McDonald College
Grace Hewitt	Hunter Valley GS	Christian Georgalis Tf36	Thomas Hassall AC
Harriet Neville	Hunter Valley GS	Praise Lauano	Thomas Hassall AC
Ryan Furness	Hunter Valley GS	Kate Peterson	William Clarke College
Oliver Ham	International FTS	Luca Manente	William Clarke College
Tyrone Paddison	International FTS	Joshua Leifi	Wollemi College



Anthony Vlatko	International GS	Mitchell Leifi	Wollemi College
Mischa Belunek	International GS	Kirra Bennett-Smith	Wollondilly AC
Stephanie Potter	International GS	Marie-Luise Meier-Kapavale	Wollondilly AC
Ashley Pernecker	Lakes Grammar	Tara Bennett-Smith	Wollondilly AC
Jezabel Navusolo	Lakes Grammar		
Nicholas Bignall	Lakes Grammar		
Caitlin Sendt	Macarthur AS		
Jordan Lumba	Macarthur AS		



SPORTS POINTSCORE SUMMARY



2017 Sports Pointscore

Below is a breakdown of the point score by Association for 2017

1st = 8pts down to 8th = 1

Teams Events	CDSSA	HRIS	SASSA	WAS	NASSA	HZSA	ISD	SWISSA
Girls Basketball	2	7	4	6	8	5	3	0
Boys Basketball	4	8	2	3	6	7	1	5
16 Girls Hockey	0	7	0	8	6	0	0	0
Swimming	5	7	4	2	8	6	1	3
Swimming Percentage	5	6	4	3	8	7	1	2
15 Boys Touch	4	7	1	3	8	5	6	2
15 Girls Touch	4	6	3	5	8	2	7	0
Open Boys Touch	6	7	4	2	1	3	8	5
Open Girls Touch	3	8	4	5	7	6	0	0
15 Netball	2	6	3	5	8	7	4	0
Open Netball	6	8	3	4	5	7	0	0
Boys Football Opens	5.5	7	2	4	8	3	5.5	0
Girls Football Opens	5.5	8	4	2	7	5.5	1	3
Boys Football 15yrs	8	7	3	0	5	6	0	4
Girls Football 15yrs	6	7	5	0	8	3	0	4
Boys Open Hockey	0	8	0	6	7	0	0	0
Girls Open Hockey	0	7	0	8	0	0	0	0
Cross Country	5	7	3	4	8	6	1	2
Cross Country Percentage	3	5	4	7	8	6	1	2
Athletics	5	8	4	1	7	6	2	3
Athletics Percentage	4	3	6	2	8	5	1	7
Softball	0	7	0	0	8	6	0	0
Girls 15 Basketball	4	7	5	0	8	6	0	0
Boys 15 Basketball	5	8	4	0	7	6	0	0
Total Overall Score	92	166	72	80	162	113.5	42.5	42
Overall Place	4	1	6	5	2	3	7	8
Total % Score	284	332	441	380	406	266	123	240
% Place	5	4	1	3	2	6	8	7



Individual Sport Results

Sport	Winner	Runner Up
AICES Cup – Girls Basketball	St Lukes Grammar	Northholm Grammar
AICES Cup – Boys Basketball	St Lukes Grammar	Central Coast Adventist School
AICES Cup - Girls Tennis	Arndell Anglican College	International Football School
AICES Cup - Boys Tennis	International Football School	Broughton AC
Boys Open Tennis *	Connor Johnson (BAC)	Ashley Lauweriks (TMC)
Girls Open Tennis *	Grace Schumacher (ASC)	Jenna Kaplan (TES)
AICES Cup – Open Netball	Arndell AC	Hunter Valley Grammar
AICES Cup – 15 Netball	St Lukes GS	Arden Anglican School
AICES Surfing - Girls	Pittwater House	NA
AICES Surfing - Boys	The Illwarra Grammar School	Pittwater House (I)
Boys 15 Tennis	Dylan Shah (PH)	Aidan Walters (HVGS)
Girls 15 Tennis	Lara Kaplan (Moriah)	Tia Mitchell (PH)

Open Tennis * = Based on Australian Rankings



2017 AWARDS

AICES COLOURS 2017

Athletics	Erin Burt	Arden AS	Hockey	Noah Jones	KWS
Athletics	Jade Smallcombe	Arndell AC	Hockey	Keegan Potgieter	Macarthur AS
Athletics	Kameli Nawaqavou	Avondale School	Hockey	Georgia Ferguson	Newcastle GS
Athletics	Lachlan Borgas	Avondale School	Hockey	Mitchell Bisson	Newcastle GS
Athletics	Chad Mackey	Avondale School	Hockey	Pip Mannix	Orange GS
Athletics	Grace Riley	Bishop Tyrell AC	Hockey	Hayley Buckley	Penrith AC
Athletics	Nicholas Eve	Bishop Tyrell AC	Hockey	Samuel Bell	Penrith AC
Athletics	Nathan Playford	Bishop Tyrell AC	Hockey	Hannah Fawle	Pittwater House
Athletics	William Tindal	Broughton AC	Hockey	Miles Davies	Reddam House
Athletics	Monique Brady	Broughton AC	Hockey	Ella Hewat	St Philip's Newcastle
Athletics	Maja Heath	Calrossy AS	Hockey	Analise Tufi	St Philip's Newcastle
Athletics	Abby Nekić	Georges River GS	Hockey	Rory Hanrahan	The Illawarra GS
Athletics	Samuel Carroll	Heritage College Sydney	Hockey	Connor Harvey	The Illawarra GS
Athletics	Ryan Harrington	Hills AC	Netball	Libby Crampton	All Saints College
Athletics	Amy Reid	Hills AC	Netball	Jade Smallcombe	Arndell AC
Athletics	Brittany Carroll	Hunter Valley GS	Netball	Janas Burgess	Bishop Tyrell AC
Athletics	Askil Mathias	Hunter Valley GS	Netball	Claire O'Brien	Hunter Valley GS
Athletics	Tyrone Paddison	International FTS	Netball	Latika Tombs	Pittwater House
Athletics	Mimi Brunson	International Grammar	Netball	Taylah Kiss	SEDA College
Athletics	Eric Webber	Lakes Grammar	Netball	Charlotte Silk	SEDA College
Athletics	Connor McNamara	Macarthur AS	Netball	Julia Parisi	SEDA College
Athletics	Laura Perich	Macarthur AS	Netball	Sarah Bonello	William Clarke College
Athletics	Vimbainashe Chitsunge	Macquarie AC	Netball	Hannah Victor	William Clarke College
Athletics	Nakita Jackson	Macquarie College	Rugby	Ben Tagg	Arndell College
Athletics	Bernice DeJager	Macquarie College	Rugby	Ben Rice	Hills Grammar
Athletics	Thomas DeJager	Macquarie College	Rugby	Joel Cummings	Hills Grammar
Athletics	Lisa Catzel	Masada College	Rugby	Josh Gittoes	Hunter Valley GS
Athletics	Sabrina Kilousis	Newcastle GS	Rugby	Max McCormick	Hunter Valley GS
Athletics	Jack Charlton	Northholm GS	Rugby	Max Murray	Hunter Valley GS
Athletics	Thomas Hawkins	Northholm GS	Rugby	Josh Raftos	HVGS
Athletics	Maddie Nelson	Northholm GS	Rugby	Chase Yeadon	Lakes Grammar AS
Athletics	Jackson Purchase	Northholm GS	Rugby	Sam Kentwell	Lakes grammar AS
Athletics	Angus Harrold	Penrith AC	Rugby	Jackson Forde	Nowra AC
Athletics	Kaylah Lamb	Penrith AC	Rugby	Tobias Payne	Nowra AC
Athletics	Joe Cho	Redeemer Baptist	Rugby	Jakob van Dyk	Pittwater House
Athletics	Callum Bailey	Redeemer Baptist	Rugby	Hudson Berry	Reddam House
Athletics	Lachlan Bolton	Redeemer Baptist	Rugby	James Flaherty	Reddam House
Athletics	Gabrielle Jones	Redeemer Baptist	Rugby	Tate Kennedy	Reddam House
Athletics	Megan Ongley	Redeemer Baptist	Rugby	Tobi Fox	Reddam House
Athletics	James Poyitt	Redeemer Baptist	Rugby	Ruben Vermaak	Shellharbour AC
Athletics	Chris Lamboa	Redeemer Baptist	Rugby	Jacob Hardie	St Columba AS
Athletics	Hamish Brown	Rouse Hill AC	Rugby	Cameron Pitts	St Lukes GS
Athletics	Sarah Lindsay	Scone Grammar	Softball	Kristyn Semmens	Broughton AC
Athletics	Zeke Prisuda	SEDA College	Softball	Alyssa Ribarovski	Georges River GS
Athletics	Jack Hinds	SEDA College	Softball	Sienna Burgess	Hunter Valley GS
Athletics	Oliver Bowman	St Lukes GS	Softball	Keely Bogle	Lakes Grammar AS



Athletics	Harrison Condon	St Lukes GS	Softball	Madison Baker	Macarthur AS
Athletics	Benjamin James	St Philip's Cessnock	Softball	Lily Jehn	Northholm GS
Athletics	Lewis Twomey	St Phillips PS	Softball	Georgia Murray	Penrith AC
Athletics	James Seal	The Illawarra GS	Softball	Lucy Schuster	Penrith AC
Athletics	Renee Thomson	The Illawarra GS	Softball	Emma Wallace	The Hills GS
Athletics	Riley Gard	William Clarke	Softball	Maddison Heath	Thomas Hassell AC
Athletics	Rachel Lawrence	William Clarke	Softball	Sarah Mallison	William Clarke College
Athletics	Anna Broome	William Clarke	Swimming	Justin McLean	Arden AS
Athletics	Mitchel Leifi	Wollemi College	Swimming	Harrison Thomas	Arndell AC
Athletics	Tara Bennett-Smith	Wollondilly AC	Swimming	Maddison Elliott	Bishop Tyrrell AC
Athletics	Marie-Luise Meier-Kapavale	Wollondilly AC	Swimming	Frederick Harbord	Broughton AC
Basketball	Chloe Bloom	Broughton AC	Swimming	Jackson Gray	Broughton AC
Basketball	Taina Naividi	Central Coast AS	Swimming	Cooper Wolley	Central Coast AS
Basketball	Bianca Green	Hunter Valley GS	Swimming	Abby Nekic	Georges River Grammar
Basketball	Lachlan Beavis	Hunter Valley GS	Swimming	Bevan Pulling	Georges River Grammar
Basketball	Selina McCloskey	Macquarie College	Swimming	Vasilis Costantinidies	Hills AC
Basketball	Ryan Rowe	Macquarie College	Swimming	Charlotte Chan	Hills GS
Basketball	Hamish Robb	Northholm GS	Swimming	Moana Ngatuvai	Hunter Valley Grammar
Basketball	Kyle Leslie	Nowra AC	Swimming	Nathan de Lutiis	Illawarra GS
Basketball	Nelson Lee	St Columba AS	Swimming	Vasilis Dorrian-Nancarrow	Illawarra GS
Basketball	Isabella Carpenter	St Luke's GS	Swimming	Adam Ebeling	Macarthur AS
Basketball	Hayley Fell	St Luke's GS	Swimming	Sophia Seton	Macarthur AS
Basketball	Caitlin Hale	St Luke's GS	Swimming	Shira Hayim	Moriah College
Basketball	Kitty Henderson	St Luke's GS	Swimming	Laila Reuven	Moriah College
Basketball	Olivia Mills	St Luke's GS	Swimming	Nathaniel Dean	Newcastle GS
Basketball	Olly Bowman	St Luke's GS	Swimming	Jack Charlton	Northholm GS
Basketball	Joe Hale	St Luke's GS	Swimming	Nicolas Godbille	Northholm GS
Basketball	Timothy Beckhouse	St Philip's Newcastle	Swimming	Kayla Bentley	Penrith AC
Basketball	Blake McDougall	The Illawarra GS	Swimming	Constantinos Melas	St Euphemia
Basketball	Andrew Searles	William Clarke College	Swimming	Corryn Porteus	St Phillips-CC C
Cross Country	Tyler Hobson	Avondale School	Swimming	Myles Bailey	St Phillips-CC-G
Cross Country	Sharna Tapp	Calrossy AS	Swimming	Annabelle Woodbury	Tangara
Cross Country	Harry Wills	International FS	Swimming	Evelyn Yu	Tangara
Cross Country	Jack Bilton	Kinross Wolaroi	Swimming	Madeline Scullino	Thomas Hassall AC
Cross Country	Maggie Smith	Kinross Wolaroi	Swimming	Lauren Wheeler	William Clarke
Cross Country	Connor Whiteley	Kinross Wolaroi	Swimming	Elise Craig	William Clarke
Cross Country	Sarah Alexander	Macarthur AS	Swimming	Olivia Fry	William Clarke
Cross Country	Matilda Offord	Macarthur AS	Swimming	Brooke Irving	William Clarke
Cross Country	Cate Ward	Macarthur AS	Tennis	Grace Schumacher	All Saints College
Cross Country	Sam Holding	Macquarie College	Tennis	William Hatzis	All Saints Grammar
Cross Country	Lorcan Redmond	Newcastle GS	Tennis	Uma Likić	Amity College
Cross Country	Jordan Glover	Northholm GS	Tennis	Taylah Lawless	Arndell AC
Cross Country	Sianna Steele	Penrith AC	Tennis	Connor Johnson	Broughton AC
Cross Country	Reiley Dunlop	Pittwater House	Tennis	Harrison Zammit	Central Coast AS
Cross Country	Sophie Smith	Rouse Hill AC	Tennis	Lachlan Flower	Hills Grammar
Cross Country	Dylan Holland	Shellharbour AC	Tennis	Cooper Griffiths	IFS
Cross Country	Vincent de Rover	St Lukes GS	Tennis	Breelyn Bessant	IFS
Cross Country	Rumer Williams	St Peters AC	Tennis	Jaewoo Choi	McDonald College
Cross Country	Jesse Maxwell	St Philips N	Tennis	Philip Hible	McDonald College



Cross Country	Elizabeth Martin	The Illawarra GS	Tennis	Anastasia Berezov	McDonald College
Cross Country	James Seal	The Illawarra GS	Tennis	Lara Kaplan	Moriah College
Cross Country	Stuart Gosling	William Clarke	Tennis	Julia Ramos	William Clarke College
Cross Country	Madison Hayward	William Clarke	Touch Football	Teagan Miller	All Saints College
Football	Anais Moore	Bishop Tyrell AC	Touch Football	Sophie McAlpine	Arndell AC
Football	Jorja Stewardson	Bishop Tyrell AC	Touch Football	Chad Mackey	Avondale School
Football	Kiara de Domizio	Georges River GS	Touch Football	Jayden Stewardson	Bishop Tyrrell
Football	Jenna Kennedy	Hunter Valley GS	Touch Football	Taina Naividi	Central Coast
Football	Samuel Webb	Hunter Valley GS	Touch Football	Brittany Carroll	Hunter Valley GS
Football	Alyssa Togo	International Football School	Touch Football	Lupe Ngatuvai	Hunter Valley GS
Football	Jake Oxford	International Football School	Touch Football	Lucy Starkey	Hunter Valley GS
Football	Jay Sneddon	Macquarie College	Touch Football	Jack Riches	Lakes Grammar
Football	Susanna Behne-Smith	Newcastle GS	Touch Football	Olivia Glanville	Lakes GS
Football	Ashley Irwin	Penrith AC	Touch Football	Matilda Offord	Macarthur AS
Football	Talie Walton	Penrith AC	Touch Football	Talei Holmes	Penrith AC
Football	Liam Polinsky	Penrith AC	Touch Football	Kaleigh McDonald	Penrith AC
Football	Marley Beeston	Reddam	Touch Football	Hudson Berry	Reddam House
Football	Fox Bengtsson	Reddam	Touch Football	Tobi Fox	Reddam House
Football	Anthony di Bari	SEDA College	Touch Football	Jack Kable	Reddam House
Football	Zeke Prisuda	SEDA College	Touch Football	Travis Osborne	Rouse Hill
Football	Bailey Rule	SEDA College	Touch Football	Jack Hinds	SEDA College
Football	Hannah Jones	St Columba AS	Touch Football	Tyson Martin	SEDA College
Football	Joshua Cairelli	St Philip's Gosford	Touch Football	Kore-Lee Perenara	SEDA College
Football	Kent Harrison	St Philip's Newcastle	Touch Football	Bailey Rule	SEDA College
Football	Margaux Chauvet	The Illawarra GS	Touch Football	Sophie Hogan	SEDA College
Football	Ashley Dribbus	The Illawarra GS	Touch Football	Sam Begbie	St Columbus AS
Football	Zoe Dribbus	The Illawarra GS	Touch Football	Krystian Papodopoulos	St Euphemia
Football	Anastasia Grozdavov	The Illawarra GS	Touch Football	Olivia Heaton	St Lukes GS
Football	Rebekah Hutton	The Illawarra GS	Water Polo	Alicia Facchin	Arndell AC
Football	Samuel Lendrum	The Illawarra GS	Water Polo	Jorja Griffiths	Kinross Wolaroi
Football	Harrison Taranto	The Illawarra GS	Water Polo	Eleanore Bock	Penrith AC
Football	Tara Woods	Pittwater House	Water Polo	James Chen	Pittwater House
Football	Rhea D'Mello	Thomas Hassell AC	Water Polo	James Kofoed	Pittwater House
Football	Tim Watson	Thomas Hassell AC	Water Polo	Megan Shaw	Pittwater House
Football	Mouhamed Hamdache	Unity	Water Polo	Wren Lockhart	Pittwater House
Football	Youssef Hawchar	Unity	Water Polo	Geordie Smith	Pittwater House
Hockey	Matthew Vance	All Saints	Water Polo	Emily Hicks	Pittwater House
Hockey	Anna Cartwright	All Saints College	Water Polo	Tyler Davis	Reddam House
Hockey	Rachael Corbett-Jones	All Saints College	Water Polo	Jaiden Fairhead	Reddam House
Hockey	Lucy Corbett-Jones	All Saints College	Water Polo	Daniel Milgrom	Reddam House
Hockey	Rowan Adams	Avondale School	Water Polo	Sam Rigby	Reddam House
Hockey	Emily Chaffey	Calrossy	Water Polo	Joshua Stotski	Reddam House
Hockey	Jeremy Blakely	Calrossy AS	Water Polo	Nikki Collins	Reddam House
Hockey	Matthew Scott	Calrossy AS	Water Polo	Frederika Schneideman	Reddam House
Hockey	Jack Watson	Calrossy AS	Water Polo	Gracie Berry	Reddam House
Hockey	Alex Porter	Central Coast AS	Water Polo	Matthew Francis	St Luke's GS
Hockey	Angus Porter	Central Coast AS	Water Polo	Jonah McLachlan	St Luke's GS
Hockey	Asta Johnson	Hunter Valley GS	Water Polo	Stephen Phillips	St Luke's GS



Hockey	Sebastian Rollings	Hunter Valley GS	Water Polo	Aimee Gladstone	St Luke's GS
Hockey	Jemma Barrett	Kinross Wolaroi School	Water Polo	Dallas Lowry	St Luke's GS
Hockey	Mckenzie Carr	Kinross Wolaroi School	Water Polo	Avalon Howe	St Luke's GS
Hockey	Phoebe Litchfield	Kinross Wolaroi School	Water Polo	Luka Kricka	Thomas Hassall AC
Hockey	Maggie Smith	Kinross Wolaroi School	Water Polo	Damon Hurley	William Clarke

HONOURS 2017

AFL	Flynn Cook	Sapphire Coast AC	Football	Margaux Chauvet	The Illawarra GS
AFL	Tia Hinds	Reddam House	Football	Rebekah Hutton	The Illawarra GS
AFL	Tarni Evans	Sapphire Coast AC	Golf	Jye Pickin	Macquarie College
Athletics	Chad Mackey	Avondale School	Golf	Koeun Lee	The McDonald College
Athletics	Grace Riley	Bishop Tyrell AC	Golf	Claire Shin	The McDonald College
Athletics	Monique Brady	Broughton AC	Hockey	Claire Smallhorn	Illawarra GS
Athletics	Maja Heath	Calrossy AS	Hockey	Hannah Kable	All Saints' College Bathurst
Athletics	Samuel Carroll	Heritage College Sydney	Hockey	Jeremy Blakely	Calrossy AS
Athletics	Brittany Carroll	Hunter Valley GS	Hockey	Matthew Scott	Calrossy AS
Athletics	Askil Mathias	Hunter Valley GS	Hockey	Sebastian Rollings	Hunter Valley GS
Athletics	Tyrone Paddison	International FTS	Hockey	Phoebe Litchfield	Kinross Wolaroi School
Athletics	Laura Perich	Macarthur AS	Hockey	Keegan Potgieter	Macarthur AS
Athletics	Bernice DeJager	Macquarie College	Hockey	Mitchell Bisson	Newcastle GS
Athletics	Nakita Jackson	Macquarie College	Hockey	Samuel Bell	Penrith AC
Athletics	Lisa Catzel	Masada College	Hockey	Miles Davies	Reddam House
Athletics	Thomas Hawkins	Northholm GS	Netball	Charlotte Silk	SEDA College
Athletics	Angus Harrold	Penrith AC	Rugby League	Kore-Lee Perenara	SEDA College
Athletics	Kaylah Lamb	Penrith AC	Softball	Reilly McGregor	Arndell AC
Athletics	Callum Bailey	Redeemer Baptist	Softball	Ben Cashen	Hunter Valley Grammar
Athletics	Gabrielle Jones	Redeemer Baptist	Softball	Matthew Eder	Macarthur AS
Athletics	Chris Lamboa	Redeemer Baptist	Softball	Ryan MacKlinshaw	Macarthur AS
Athletics	Jack Hinds	SEDA College	Softball	Ben Durman	Macarthur AS
Athletics	Benjamin James	St Philip's Cessnock	Softball	Madison Baker	Macarthur AS
Athletics	Lewis Twomey	St Phillips PS	Softball	Patrick Beach	Penrith AC
Athletics	James Seal	The Illawarra GS	Softball	Matthew Beach	Penrith AC
Athletics	Mitchel Leifi	Wollemi College	Softball	Alexander Ruggieri	Penrith AC
Athletics	Tara Bennett-Smith	Wollondilly AC	Softball	Georgia Murray	Penrith AC
Athletics	Marie-Luise Meier-Kapavale	Wollondilly AC	Softball	Hunter White	The Hills GS
Baseball	James Boeree	Bishop Tyrrell AC	Softball	Breanna Evans	Thomas Hassall AC
Baseball	Dylan Mitchell	Rouse Hill AC	Swimming	Justin McLean	Arden AS
Baseball	Hunter White	The Hills GS	Swimming	Harrison Thomas	Arndell AC
Baseball	Christopher Rofe	William Clarke College	Swimming	Maddison Elliott	Bishop Tyrrell AC
Baseball	Eadan McLeod	William Clarke College	Swimming	Jackson Gray	Broughton AC
Baseball	Timothy Nelson	Wollondilly AC	Swimming	Cooper Woolley	Central Coast AS
Basketball	Chloe Bloom	Broughton AC	Swimming	Abby Nekic	Georges River Grammar
Basketball	Lachlan Beavis	Hunter Valley GS	Swimming	Kendall Williams	Macquarie College
Basketball	Bianca Green	Hunter Valley GS	Swimming	Jack Charlton	Northholm GS
Basketball	Hayley Fell	St Luke's GS	Swimming	Ethan Dorrian-Nancarrow	The Illawarra GS
Basketball	Kitty Henderson	St Luke's GS	Tennis	Grace Schumacher	All Saints' College Bathurst
Basketball	Elles Van der Maas	St Luke's GS	Tennis	Taylah Lawless	Arndell AC
Cricket	Jessica Davidson	Calrossy AS	Tennis	Connor Johnson	Broughton AC
Cricket	Mckenzie Carr	Kinross Wolaroi School	Tennis	Anastasia Berezov	The McDonald College
Cricket	Phoebe Litchfield	Kinross Wolaroi School	Touch Football	Brittany Carroll	Hunter Valley Grammar
Cricket	Hannah Green	Lakes Grammar	Touch Football	Kaleigh McDonald	Penrith AC
Cricket	Yardley Polsen	SEDA College	Touch Football	Travis Osborne	Rouse Hill AC
Cricket	GEORGIA Reid	SEDA College	Touch Football	Jack Hinds	SEDA College



Cricket	Kate Peterson	William Clarke College	Touch Football	Tyson Martin	SEDA College
Cross Country	Connor Whiteley	Kinross Wolaroi School	Touch Football	Sam Begbie	St Columba AS
Cross Country	Matilda Offord	Macarthur AS	Triathlon	Jackson Gray	Broughton AC
Cross Country	Samuel Holding	Macquarie College	Triathlon	Connor Whiteley	Kinross Wolaroi School
Cross Country	Lorcan Redmond	Newcastle GS	Triathlon	Jack Bilton	Kinross Wolaroi School
Cross Country	Jordan Glover	Northholm GS	Triathlon	Matilda Offord	Macarthur AS
Cross Country	Dylan Holland	Shellharbour AC	Triathlon	Lorcan Redmond	Newcastle Grammar
Cross Country	Vincent De Rover	St Luke's GS	Triathlon	Emily Jangotchian	Northholm GS
Cross Country	Rumer Williams	St Peter's AC	Triathlon	Riley Guard	William Clarke College
Cross Country	Jesse Maxwell	St Philip's CC	Triathlon	Olivia Ivy	William Clarke College
Cross Country	Elizabeth Martin	The Illawarra GS	Volleyball	Jenna Kennedy	Hunter Valley Grammar
Cross Country	James Seal	The Illawarra GS	Volleyball	Maddison Dean	Hunter Valley Grammar
Cross Country	Madison Hayward	William Clarke College	Volleyball	Elinor Bowman	Hunter Valley Grammar
Football	Jake Oxford	International FS	Volleyball	Tess Brewer	International GS
Football	Jay Sneddon	Macquarie College	Volleyball	Tayah Simmons	The Hills GS
Football	Ashley Irwin	Penrith AC	Volleyball	Samantha Brown	The Hills GS
Football	Bailey Rule	SEDA College	Volleyball	Whitney Wales	The Hills GS
Football	Joshua Cairelli	St Philip's CC - G	Water Polo	Jamie Samuel	St Luke's GS
Football	Kent Harrison	St Philip's CC - G			

CIS Awards – 2017 Awards Night (for 2016 Sport) Medallions

Team Member	School	Sport
Grace Schumacher	All Saints' College Bathurst	Tennis
Joshua Ferris	Arndell Anglican College	Triathlon
Montana Monk	Bishop Tyrrell Anglican College	Cross Country
Hamish Hutchinson	Broughton Anglican College	Diving
Jeremy Blakely	Calrossy Anglican School	Hockey
Jessica Davidson	Calrossy Anglican School	Cricket
Emily Chaffey	Calrossy Anglican School	Hockey
Bianca Green	Hunter Valley Grammar School	Basketball
Astra Johnson	Hunter Valley Grammar School	Hockey
Rhys Searant	International Football School	Tennis
Anthony Vlatko	International Grammar School	Athletics
Connor Whiteley	Kinross Wolaroi School	Cross Country
James Conran	Kinross Wolaroi School	Golf
Connor Whiteley	Kinross Wolaroi School	Triathlon
Sarah Keenahan	Korowal School	Swimming
Bethany Kranendonk	Lakes Grammar - An Anglican School	Athletics
Matilda Offord	Macarthur Anglican School	Cross Country
Georgina Seton	Macarthur Anglican School	Swimming
Matilda Offord	Macarthur Anglican School	Triathlon
Kendall Williams	Macquarie College	Swimming
Eliza Woods	Moriah College	Cross Country
Lorcan Redmond	Newcastle Grammar School	Cross Country
Emily Jamgotchian	Northholm Grammar School	Cross Country
Emily Jamgotchian	Northholm Grammar School	Triathlon
Callum McKay	Nowra Anglican College	Hockey
Mikayla Hinkley	Penrith Anglican College	Cricket
Jade Sweeney	Penrith Anglican College	Diving
Kaleigh McDonald	Penrith Anglican College	Touch
Jack Pickering	Pittwater House	Hockey
Lexie Pickering	Pittwater House	Hockey
Jasmine Fountas	Reddam House	Athletics
Miles Davis	Reddam House	Hockey
Joshua Collins	Reddam House	Water Polo
Matthew Sharp	Reddam House	Water Polo
Ky McGrath	Scone Grammar School	AFL
Abbey Baker	Shire Christian School	Netball
Grace Bannon	St Columba Anglican School	Swimming
Joe Begbie	St Columba Anglican School	Triathlon
Ben Said	St Luke's Grammar School	Athletics
Ben Said	St Luke's Grammar School	Cross Country
Catriona Henderson	St Luke's Grammar School	Cross Country
Catriona Henderson	St Luke's Grammar School	Triathlon
Julie Charlton	The Hills Grammar School	Athletics

Ben Robins	The Hills Grammar School	Swimming
James Seal	The Illawarra Grammar School	Athletics
Nathan De Lutiis	The Illawarra Grammar School	Swimming
Matthew Martinson	William Clarke College	Baseball
Erin Pridmore	William Clarke College	Football
Kate Spender	William Clarke College	Netball Referee
Kirra Bennett-Smith	Wollondilly Anglican College	Athletics
Ryan King	Wollondilly Anglican College	Softball

**CIS Higher Awards
Blues and Blue Bars**

	School (Team Member)	Sport (Member)	Award
Hamish Hutchinson	Broughton Anglican College	Blue	Diving
Emily Chaffey	Calrossy Anglican School	Blue	Hockey
Maddison Thacker	Central Coast Adventist School	Blue Bar	Basketball Referee
Kendall Williams	Macquarie College	Blue with Honours	Swimming
Lorcan Redmond	Newcastle Grammar School	Blue with Honours	Cross Country
Emily Jamgotchian	Northholm Grammar School	Blue with Honours	Triathlon
Callum McKay	Nowra Anglican College	Blue Bar	Hockey
Mikayla Hinkley	Penrith Anglican College	Blue Bar	Cricket
Miles Davis	Reddam House	Blue with Honours	Hockey
Joshua Collins	Reddam House	Blue with Honours	Water Polo
Julie Charlton	The Hills Grammar School	Blue Bar	Athletics
Matthew Martinson	William Clarke College	Blue with Honours	Baseball
Erin Pridmore	William Clarke College	Blue Bar with Honours	Football

CIS Major Awards

Outstanding Secondary Contribution
Mikayla Hinkley , Penrith Anglican College

The CATHY PARKES Award - Outstanding Staff Contribution
Jessica Day, Scone Grammar School

The KATE BAILEY Award - Outstanding Sportsperson with a Disability
Julie Charlton, The Hills Grammar School

AICES Rising Star Grants

The AICES Rising Star Program is designed to support young people participating at the CIS level or higher as an athlete or official. AICES will award **up to** ten (10) Rising Star grants each school year. Achievements from Term 4 2016 until Term 3 2017 (inclusive) can be taken into consideration.

Criteria

In order to be eligible to apply for a AICES Rising Star Program grant students must meet the following criteria:

- Be an enrolled student at an AICES affiliated school in year 7 to 12
- Be participating in an AICES Sport as outlined on the AICES Website
- Be participating as an athlete, umpire or referee in the AICES Pathway:
 1. AICES Team playing at the All Schools Level or higher
 2. An individual athlete at an All Schools Event or higher
 3. Be a member of multiple CIS Teams

Amount

The base rate of each of the ten grants will be \$250

Students attending country schools will be eligible for an additional \$100.

Country schools are recognised as being members of the following AICES Sub Associations:

HRIS, WAS and SASSA. The Illawarra Grammar School is also included in this group.

Applications

All applications must be submitted on the official AICES form and must:

1. Be lodged by the students school
2. Be verified by the Sports Co-ordinator of the students school
3. Be endorsed by the students school Principal

Selection Committee

The Committee will consist of the eight AICES Sub Association Convenors and the Executive Officer. Each will rank their top ten students which will then be compiled by the Executive Officer. The ten students with the highest tally will be awarded the grants.

Payment

Successful applicants will be sent a cheque in their name. So it can be appropriately recognised at their school, this cheque will be posted to the students Sports Co-ordinators in mid-September.

Surname	Year	School	SWISSA	SASSA	CDSSA	ISD	NASSA	HRIS	WAS	HZSA	Total	Rank	Amount \$
Lorcan Redmon	11	Newcastle Grammar	10	3	N	6	N	10	N	10	39	1	\$250.00
Elles van der Maas	10	St Lukes Grammar	9	6	O	10	O	7	O	3	35	2	\$250.00
Hamish Hutchinson	11	Broughton Ac	6	2	V	8	V	8.5	V	8	33	3	\$250.00
Catriona Henderson	9	St Lukes Grammar	4	9	O		O	6	O	9	28	4	\$250.00
James Seal	11	Illawarra GS	8	7	T		T	3	T	7	25	5	\$350.00
Jade Sweeney	10	Penrith AC	7	1	V		V	8.5	V	6	23	6	\$250.00
Brittany Carroll	11	Hunter Valley Grammar	5	4	E	9	E	2	E	1	21	7	\$350.00